


35th ANNUAL REPORT 2015



**DADABHOY
GROUP**



DADABHOY CEMENT INDUSTRIES LTD.

Vision

**Is recognized and accepted
as leader in the country
for
manufacturing
one of the best quality
cement in Pakistan**

Mission

- To have a diversified customer base
- To serve the market through innovation & creations
- To offer a high rate of return to Shareholders
- To create a good work environment for our employees and faster team work & career development
- To operate ethically
- To serve the country to achieve the national goals

CONTENTS

	PAGE
COMPANY INFORMATION	2
NOTICE OF ANNUAL GENERAL MEETING	3
DIRECTORS' REPORT TO THE MEMBERS	4
STATEMENT OF COMPLIANCE WITH THE CODE OF CORPORATE GOVERNANCE	7
REVIEW REPORT TO THE MEMBERS ON STATEMENT OF COMPLIANCE WITH BEST PRACTICES OF CODE OF CORPORATE GOVERNANCE	9
FINANCIAL REVIEW OF SIX YEARS	10
AUDITOR'S REPORT TO THE MEMBERS	11
BALANCE SHEET	13
PROFIT AND LOSS ACCOUNT	14
CASH FLOW STATEMENT	15
STATEMENT OF CHANGES IN EQUITY	16
NOTES TO THE ACCOUNTS	17
PATTERN OF SHAREHOLDINGS	39
CONSOLIDATED ACCOUNTS	40
AUDITOR'S REPORT TO THE MEMBERS ON CONSOLIDATED ACCOUNTS	41
CONSOLIDATED BALANCE SHEET	43
CONSOLIDATED PROFIT & LOSS ACCOUNT	44
CONSOLIDATED CASH FLOW STATEMENT	45
CONSOLIDATED STATEMENT OF CHANGES IN EQUITY	46
CONSOLIDATED NOTES TO THE ACCOUNTS	47
FORM OF PROXY	

COMPANY INFORMATION

BOARD OF DIRECTORS

Mr. Muhammad Hussain Dadabhoy
Mr. Muhammad Amin Dadabhoy
Mr. Fazal Karim Dadabhoy
Mrs. Yasmeen Dadabhoy
Mrs. Noor Bakht Dadabhoy
Mr. Danish Dadabhoy
Mrs. Humaira Dadabhoy

Chairman
Chief Executive

CHIEF FINANCIAL OFFICER

Mr. Muhammad Rashid

COMPANY SECRETARY

Mr. Muhammad Rashid.

AUDITORS

M/s M. Akhtar & Company, Chartered Accountants

LEGAL ADVISOR

Mr. Salim Thepdawala & Company

BANKER

Summit Bank Limited

REGISTERED OFFICE

Noor Centre Office No.4, 2nd Floor
Plot No. 30-C Ittehad Lane 12
Phase VII D.O.H.A, Karachi.

SHARE REGISTRAR

M/s. Technology Trade (Pvt) Ltd.
Dagia House, 241-C, Block 2, P.E.C.H.S.
Off Shahrah-e-Quaideen, Karachi.
Telephone No. 43913 16-17
Fax No. 4391318

FACTORY

Nooriabad Deh Kalu Kohar,
District Dadu (Sindh)

HUMAN RESOURCE & REMUNERATION COMMITTEE

Mr. Syed Nasim Ahmed
Mr. Muhammed Saeed
Mr. Muhammad Amin Dadabhoy

AUDIT COMMITTEE

Mr. Muhammad Hussain Dadabhoy	Chairman
Mr. Fazal Karim Dadabhoy	Member
Mr. Muhammad Amin Dadabhoy	Member

NOTICE OF ANNUAL GENERAL MEETING

Notice is hereby given that the 35th Annual General Meeting of Dadabhoy Cement Industries Limited will be held on Saturday the October 10th 2015 at 03:30 p.m. at Jinnah Club, Jinnah Co-operative Housing Society behind KESC Office, Tipu Sultan Road Karachi, to transact the following business:

ORDINARY BUSINESS:

1. To read and confirm the minutes of 34th Annual General Meeting of the company held on 11th October, 2014.
2. To receive, consider and adopt the Audited Accounts of the company for the year ended June 30, 2015 together with Directors and Auditors Reports thereon.
3. To appoint auditors for the year ending June 30, 2016 and fix their remuneration.
4. To transact any other business with the permission of the Chair.

Karachi.
11th September, 2015

Muhammad Rashid
Company Secretary

Note

1. The Share Transfer Books of the company will remain closed from to 4th October, 2015 to 10th October, 2015 (both days inclusive).
2. Any member of the company entitled to attend and vote may appoint another member as his / her proxy to attend and vote on his / her behalf.
3. Proxies must be received at the registered office of the company not less than 48 hours before the meeting.

DIRECTORS' REPORT TO THE MEMBERS FOR THE YEAR ENDED JUNE 30, 2015

The directors are pleased to present annual report together with audited financial statements and the auditor's report for the year ended June 30, 2015. They further apprise that the company shall be soon in operation.

	(Rupees in '000)	
<u>PRODUCTION AND DISPATCHES (TONS)</u>	2015	2014
Clinker Production	Nil	Nil
Cement Production	Nil	Nil
Cement Dispatches	Nil	Nil
- Local	Nil	Nil
- Export	Nil	Nil
<u>FINANCIAL RESULTS (Rupees in thousands)</u>	2015	2014
Net Sales	Nil	Nil
Gross Profit / (loss)	Nil	Nil
Net (Loss) / Profit	(22,275)	(67,016)
Earning / (loss) Per Share	(0.23)	(0.68)

SUBSIDIARY COMPANY AND CONSOLIDATED ACCOUNTS

Consolidated financial statements of the company with its subsidiary Dadabhoy Energy Supply Company Limited together with the Auditor's report thereon are included in this annual report.

STATEMENT ON CORPORATE AND FINANCIAL REPORTING FRAMEWORK

- Financial statements prepared by management fairly present its state of affairs, results of operation, cash flow and changes in equity.
- The company has maintained proper books of accounts.
- Appropriate accounting policies have been consistently applied in preparation of financial statement and accounting estimates are based on reasonable and prudent judgments.
- International Accounting standards as applicable in Pakistan have been followed in preparation of financial statements and any departure there from has been adequately disclosed.
- The system of internal control has been effectively implemented and is continuously reviewed and monitored by internal audit.
- There is no material departure from the best practices of governance as detailed in the listing regulations.
- Key operating and financial data for last six years in summarized form is annexed.
- There has been nothing outstanding against your company on account of taxes, duties, Levies and other charges except for those which are being made in the normal course of business.

MEETINGS OF THE BOARD OF DIRECTORS

During the year four meetings of board of directors were held. Attendance by each director is as follows.

Name of Directors Attended	No. of Meetings
Mr. Muhammad Hussain Dadabhoy	04
Mr. Muhammad Amin Dadabhoy	04
Mr. Fazal Karim Dadabhoy	04
Mrs. Yasmeen Dadabhoy	04
Mrs. Noor Bakht Dadabhoy	04
Mr. Danish Dadabhoy	04
Mrs. Humaira Dadabhoy	04

APPROPRIATION

No dividends have been declared, as there are accumulated losses and the company is in the process of repayment of long-term loans.

AUDITORS

Present auditors M/s M. Akhtar & Company, Chartered Accountants.

FUTURE PROSPECTS

In spite of current adverse position of the Company, the Management of the Company is quite confident and optimistic to revive the productivity and profitability in view of prospective positive outcome of negotiation with financial Institutions.

PATTERN OF SHARES HOLDING

Pattern of share holding as at June 30, 2015 required under the reporting framework is annexed.

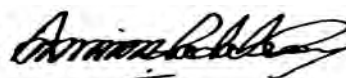
ACKNOWLEDGMENTS

We would like to express thanks to customers for their continued patronage, employees for their hard work and shareholders for their trust in the board.

Karachi

For and on behalf of the
Board of Directors

11th September, 2015



MUHAMMAD AMIN DADABHOY
Chief Executive Officer

STATEMENT OF COMPLIANCE WITH THE CODE OF CORPORATE GOVERNANCE

This statement is being presented to comply with the Code of Corporate Governance contained in the listing regulations of Karachi and Lahore Stock Exchanges for the purpose of establishing a framework of good governance, whereby a listed company is managed in compliance with the best practices of corporate governance.

The Company has applied the principles contained in the Code in the following manner.

The Board comprises of seven Directors including CEO. The Company encourages representation of independent non-executive directors and directors representing minority interests on its Board of Directors.

The Directors have confirmed that none of them is serving as a Director in more than ten listed companies, including this company.

All the resident Directors of the company are registered as tax payers and none of them has defaulted in payment of any loan to a banking company, a DFI or an NBFI or, being a member of Stock Exchange, has been declared as a defaulter by that Stock Exchange.

The company has prepared a Statement of Ethics and Business Practices, which has been signed by all the Directors and employees of the company.

The Board has developed a vision statement, overall corporate strategy and significant policies of the company. A complete record of particulars of significant policies along with the dates on which they were approved or amended has been maintained.

All the powers of the Board have been duly exercised and decisions on material transactions, including appointment and determination of remuneration and terms and conditions of employment of the CEO and other Executive Directors, have been taken by the Board.

The meetings of the Board were presided over by the Chairman. The Board met at least once in every quarter. Written notices of the Board meetings, along with agenda and working papers, were circulated at least seven days before the meetings. The minutes of the meetings were appropriately recorded and circulated.

The directors are well experience and conversant with the listing regulations, legal and operational requirements and as such are fully aware of their duties and responsibilities.

The Company Secretary was appointed prior to the implementation of the Code of Corporate Governance. Remuneration, terms and conditions in case of future appointments on this position will be approved by the Board. However, the appointment of CFO and head of internal audit and terms and conditions of their employment have been approved by the Board.

The Directors' report has been prepared in compliance with the requirements of the Code as fully describes the salient matters required to be disclosed.

DADABHOY CEMENT INDUSTRIES LIMITED

The financial statements of the company were duly endorsed by Chief Executive and CFO before approval of the Board.

The Directors, Chief Executives do not hold any interest in the shares of the company other than that disclosed in the pattern of shareholding.

The company has complied with all the corporate and financial reporting requirements of the Code.

The Board has formed an audit committee. It comprises 3 members; of whom 2 are non-executive directors, including the Chairman of the Committee.

The meetings of the audit committee were held at least once every quarter prior to approval of interim and final results of the company as required by the Code. The terms of reference of the committee have been formed and advised to the committee for compliance.

The Board has set up an effective internal audit function and personnel involved are considered suitably qualified and experienced for the purpose and are conversant with the policies and procedures of the company and they are involved in the internal audit function on a full time basis.

The statutory auditors of the Company have confirmed that they are practicing members of the Institute of Chartered Accountants of Pakistan, that they or any of the partners of the firm, their spouses and minor children do not hold shares of the company and that the firm and all its partners are in compliance with International Federation of Accounts (IFAC) guidelines on code of ethics as adopted by Institute of Chartered Accountants of Pakistan.

The statutory auditors or the persons associated with them have not been appointed to provide other services except in accordance with the listing regulations and the auditors have confirmed that they have observed IFAC guidelines in this regard.

The Company has complied with the requirements of Sub-Regulation (xiii-a) of Regulation 35 (Previously Regulation 37) of the amended Listing Regulations of the Karachi & Lahore Stock Exchange (G) Ltd. For approval of transactions with related parties

We confirm that all other material principles contained in the Code have been complied with.

Karachi : 11th September, 2015



MUHAMMAD AMIN DADABHOY
Chief Executive

DADABHOY CEMENT INDUSTRIES LIMITED

DADABHOY CEMENT INDUSTRIES LIMITED

FINANCIAL REVIEW FOR SIX YEARS

Particulars	2015	2014	2013	2012	2011	2010
PRODUCTION SUMMARY						
Clinker Production	-	-	-	-	-	-
Cement Production	-	-	-	-	-	-
Cement Dispatch	-	-	-	-	-	-
ASSETS EMPLOYED						
Fixed Assets	3,340,640	3,349,390	3,358,140	3,366,515	3,379,835	3,291,282
Long term Loan & Investments	209,305	209,305	210,370	210,370	210,370	210,370
Current Assets	31,186	31,234	77,838	175,793	175,792	304,576
Total Assets Employed	3,581,126	3,589,929	3,646,348	3,752,678	3,765,997	3,806,228

FINANCED BY

Shareholders' Equity	152,486	170,782	233,938	350,611	370,504	503,724
Surplus on Revaluation	1,451,560	1,455,539	1,459,399	1,459,399	1,459,399	1,350,687
Long term Liabilities	600,392	600,392	600,392	600,392	600,392	602,271
Deferred Liabilities	775,117	775,117	775,117	775,117	775,117	792,484
Current Liabilities	601,621	588,144	577,502	567,159	560,585	557,062
Total Funds Invested	3,581,176	3,589,974	3,646,348	3,752,678	3,765,997	3,806,228

FINANCED BY

Turnover (Net)	-	-	-	-	-	-
Operating Profit (Loss)	-	-	-	-	-	-
Profit (loss) before Taxation	(22,275)	(67,016)	(116,673)	(19,893)	(151,222)	(94,548)
Profit / (Loss) after Taxation	(22,275)	(67,016)	(116,673)	(19,893)	(135,416)	(56,990)
Cash Dividend	-	-	-	-	-	-
Profit (Loss) carried forward	(867,083)	(848,668)	(781,652)	(664,979)	(645,086)	(511,866)

**REVIEW REPORT TO THE MEMBERS ON STATEMENT OF COMPLIANCE WITH BEST
PRACTICES OF CODE OF CORPORATE GOVERNANCE**

We have reviewed the Statement of Compliance with the best practices contained in the Code of Corporate Governance (the Code) for the year ended 30 June 2015, prepared by the Board of Directors of Dadabhoy Cement Industries Limited (the Company) to comply with the listing regulation No. 35 of Karachi Stock Exchange (Guarantee) Limited, Listing Regulation No. 35 of the Lahore Stock Exchange (Guarantee) Limited and Listing Regulation No. 35 of Islamabad Stock Exchange (Guarantee) Limited where the Company is listed.

The responsibility for compliance with the Code of Corporate Governance is that of the Board of Directors of the Company. Our responsibility is to review, to the extent where such compliance can be objectively verified, whether the Statement of Compliance reflects the status of the Company's compliance with the provisions of the Code of Corporate Governance and report if it doesn't. A review is limited primarily to inquire of the company's personally and review of various documents prepared by the company to comply with the Code.

As part of our audit of financial statements, we are required to obtain an understanding of the accounting and internal control systems sufficient to plan the audit and develop an effective audit approach. We are not required to consider whether the Board's statement on internal control covers all risks and controls, or to form an opinion on the effectiveness of such internal controls, the company's corporate governance procedures and risks.

Further, Sub Regulations (xiii) of Listing Regulations 35 notified by the Karachi Stock Exchange (Guarantee) Ltd vide Circular KSE/N-269 dated January 19, 2009 requires the company to place before the Board of Directors for their consideration and approval related party transactions distinguishing between transactions carried out on terms equivalent to those that prevail in arm's length transactions and transactions which are not executed at arm's length price recording proper justification for using such alternate pricing mechanism. Further, all such transactions are also required to be separately placed before the audit committee. We are only required and have ensured compliance of requirement to the extent of approval of related party transactions by the board of directors and placement of such transactions before the audit committee. We have not carried out any procedures to determine whether the related party transaction were undertaken at arm's length price or not.

Based on our review, noting has come to our attention which cause us to believe that the statement of compliance doesn't appropriately reflect the company's compliance, in all material respect, with the best practices contained in the Code.

Place: Karachi

Dated: 04 SEP 2015




MAHMOOD AKHTAR HAROON
CHARTERED ACCOUNTANTS

DADABHOY CEMENT INDUSTRIES LIMITED
FINANCIAL STATEMENTS

FOR THE YEAR ENDED
JUNE 30, 2015

MA

M. AKHTAR & COMPANY

Chartered Accountants

Suite # 87 - K, Ground Floor, Block - 2

Pakistan Employees Co-Operative

Housing Society, Karachi - 75400

Tell # 021-34539081

Cell# 0331-2239081

AUDITOR'S REPORT TO THE MEMBERS

We have audited the annexed balance sheet of **DADABHOY CEMENT INDUSTRIES LIMITED** as at June 30, 2015 and the related profit and loss account, cash flow statement and statement of changes in equity together with the notes forming part thereof for the year then ended and we state that we have obtained all the information and explanations which to the best of our knowledge and belief were necessary for the purposes of our audit:

It is the responsibility of the company's management to establish and maintain a system of internal control, and prepare and present the above said statements in conformity with the approved accounting standards and the requirements of the Companies Ordinance, 1984. Our responsibility is to express an opinion on these statements based on our audit.

We conducted our audit in accordance with the auditing standards as applicable in Pakistan. These standards require that we plan and perform the audit to obtain reasonable assurance about whether the above said statements are free of any material misstatement. An audit includes examining, on a test basis, evidence supporting the amounts and disclosures in the above said statements. An audit also includes assessing the accounting policies and significant estimates made by management, as well as, evaluating the overall presentation of the above said statements. We believe that our audit provides a reasonable basis for our opinion and, after due verification, subject to Note # 2 to the accounts, we report that:

- a) in our opinion proper books of account have been kept by the company as required by the Companies Ordinance, 1984:
- b) in our opinion
 - i) the balance sheet and the profit and loss account together with the notes thereon have been drawn up in conformity with the Companies Ordinance, 1984, and are in agreement with the books of account and are further in accordance with accounting policies consistently applied with which we concur;
 - ii) the expenditure incurred during the year was for the purpose of the company's business ; and
 - iii) the business conducted, investments made and expenditure incurred during the year were in accordance with the objects of the company;



..2..

- c) in our opinion and to the best of our information and according to the explanations provided to us, the balance sheet, profit and loss account, cash flow statement and statement of changes in equity together with the notes thereon forming part thereof conform with approved accounting standards as applicable in Pakistan and give the information as required by the Companies Ordinance, 1984 in the manner so required and respectively give a true and fair view of the state of the Company's affairs as at June 30, 2015 and of the loss for the year then ended; and
- d) in our opinion no zakat was deductible at source under the Zakat & Ushr Ordinance, 1980).


M. AKHTAR & COMPANY
CHARTERED ACCOUNTANTS
Karachi **11 SEP 2015**



DADABHOY CEMENT INDUSTRIES LIMITED
BALANCE SHEET
AS AT JUNE 30, 2015

	Note	2015 (Rupees in thousand)	2014
ASSETS			
Non-Current Assets			
Property, plant and equipment	4	3,340,640	3,349,390
Long term investments	5	207,420	207,420
Long term deposits		1,930	1,930
		3,549,990	3,558,740
Current Assets			
Stores, spare parts and loose tools	6	23,535	23,535
Loans and advances	7	7,625	7,625
Other receivables	8	-	-
Cash & Bank balances	9	26	74
		31,186	31,234
Total Assets		3,581,176	3,589,974
EQUITY AND LIABILITIES			
Authorised Capital			
150,000,000 Ordinary shares of Rs. 10/- each		1,500,000	1,500,000
Issued, subscribed and paid up capital	10	982,366	982,366
Capital reserve		33,224	33,224
Accumulated losses		(863,104)	(844,808)
		152,486	170,782
Surplus on revaluation of fixed assets	11	1,451,560	1,455,539
Non Current Liabilities			
Long term financing	12	600,000	600,000
Long term morahaba	13	392	392
Liabilities against assets subject to finance lease	14	2,024	2,024
Deferred liabilities	15	775,117	775,117
		1,377,533	1,377,533
Current Liabilities			
Creditors, accrued and other liabilities	16	570,294	556,817
Short term running finance	17	25,000	25,000
Provision for taxation	18	4,303	4,303
		599,597	586,120
		3,581,176	3,589,974
Contingencies and Commitments	19	-	-

The annexed notes from 1 to 37 form an integral part of these financial statements.




DADABHOY CEMENT INDUSTRIES LIMITED
PROFIT AND LOSS ACCOUNT
FOR THE YEAR ENDED 30 JUNE, 2015

	Note	2015	2014
		(Rupees in thousand)	
Sales	20	-	-
Cost of sales	21	-	-
Gross profit		-	-
Distribution Costs	22	-	-
Administrative and general expenses	23	(22,072)	(68,903)
Other Expenses	24	(200)	(225)
		(22,272)	(69,128)
Other income	25	-	2,116
		(22,272)	(67,012)
Financial cost	27	(3)	(4)
(Loss) before taxation		(22,275)	(67,016)
Taxation	28	-	-
Net (loss) after taxation		<u>(22,275)</u>	<u>(67,016)</u>
Earning / (loss) per share - Basic and diluted (Rupees)	29	<u>(0.23)</u>	<u>(0.68)</u>

The annexed notes from 1 to 37 form an integral part of these financial statements.


 CHIEF EXECUTIVE


 DIRECTOR

DADABHOY CEMENT INDUSTRIES LIMITED
CASH FLOW STATEMENT
FOR THE YEAR ENDED 30 JUNE, 2015

	2015	2014
	(Rupees in thousand)	
Cash flows from operating activities		
(Loss) before taxation	(22,275)	(67,016)
Adjustments:		
Depreciation	8,750	8,750
Stock damages written off	-	28,500
Advance, deposits & other receivable written off	-	19,171
Financial charges	3	4
Operating cash flows before working capital changes	<u>(13,522)</u>	<u>(10,591)</u>
(Increase) / decrease in current assets		
Loan and advance	<u>-</u>	<u>-</u>
	-	-
Increase / (decrease) in current liabilities		
Loans from directors	13,673	11,831
Trade and other payable	<u>(196)</u>	<u>(1,189)</u>
Cash generated from operations	(45)	51
Financial charges paid	<u>(3)</u>	<u>(4)</u>
Net cash generated from operating activities	<u>(48)</u>	<u>47</u>
Cash flows from investing activities		
Long term deposits	<u>-</u>	<u>-</u>
Net cash used in investing activities	-	-
Cash flows from financing activities		
Net cash outflow from financing activities	<u>-</u>	<u>-</u>
Net increase/ (decrease) in cash and cash equivalents	(48)	47
Cash and cash equivalents at beginning of the year	74	27
Cash and cash equivalents at end of period	<u>26</u>	<u>74</u>

The annexed notes from 1 to 37 form an integral part of these financial statements.


CHIEF EXECUTIVE


DIRECTOR

DADABHOY CEMENT INDUSTRIES LIMITED
STATEMENT OF CHANGES IN EQUITY
FOR THE YEAR ENDED 30 JUNE, 2015

	Share Capital	Capital Reserve	Accumulated losses	Total
	Rupees '000			
Balance at July 01, 2013	982,366	33,224	(781,652)	233,938
Loss after taxation for the year 2014			(67,016)	(67,016)
Adjustment for incremental depreciation			3,860	3,860
Balance as at 30 June 2014	<u>982,366</u>	<u>33,224</u>	<u>(844,808)</u>	<u>170,782</u>
Balance as at July 01, 2014	982,366	33,224	(844,808)	170,782
Loss after taxation for the year 2015	-	-	(22,275)	(22,275)
Adjustment for incremental depreciation	-	-	3,979	3,979
Balance at June 30, 2015	<u>982,366</u>	<u>33,224</u>	<u>(863,104)</u>	<u>152,486</u>

The annexed notes from 1 to 37 form an integral part of these financial statements.


 CHIEF EXECUTIVE


 DIRECTOR

DADABHOY CEMENT INDUSTRIES LIMITED
NOTES TO THE ACCOUNTS
FOR THE YEAR ENDED JUNE 30, 2015

1 STATUS AND NATURE OF BUSINESS

Dadabhoj Cement Industries Limited was incorporated on 09 August 1979 as a public limited company with its Registered Office situated at Noor Centre Office No. 4, 2nd Floor Plot No. 30-C Ittehad Lane 12 Phase VII D.O.H.A, Karachi and is listed on all the Stock Exchanges in Pakistan. The Company is engaged in the manufacturing and sale of ordinary Portland, slag and sulphate resistant cement.

2 GOING CONCERN BASIS

The directors have taken several positive steps to restart the production , this includes positive on going negotiation with the lender of long term finances (see note 12.1.2) and arrangement with other banks for financing. The negotiations with its bankers to secure an amount necessary to cover its working capital and repair and maintenance requirements for the commencement of un-interrupted operations in future.

3 SIGNIFICANT ACCOUNTING POLICIES

3.1 Statement of compliance

These Financial Statements have been prepared in accordance with the approved accounting standards as applicable in Pakistan, the requirements of the Companies Ordinance, 1984 and the directives issued by the Securities and Exchange Commission of Pakistan. Approved accounting standards comprise of such International Accounting Standards as notified under the provisions of the Companies Ordinance, 1984. Wherever, the requirements of the Companies Ordinance, 1984 or directives issued by Securities and Exchange Commission of Pakistan differ with the requirements of these standards, the requirements of the Companies Ordinance, 1984 or the requirements of said directives take precedence.

3.2 Accounting standards, amendments and interpretations effective in 2009

Amendments to IAS 1 Presentations of Financial Statements - Capital Disclosures is mandatory for the company's accounting periods beginning on or after January 1, 2007. It introduces new disclosures relating to Company's objectives, policies and processes for managing capital. Adoption of this amendment only impacts the format and extent of the disclosure presented in note 33.3 to financial statement.

The other new standards, amendments and interpretations are considered neither relevant nor to have any significant effect to the company's financial statements.

Following amendments to approved accounting standards and interpretations have been published that are mandatory for the company's accounting periods beginning on the dates mentioned below:

Standard or Interpretation	Effective date (accounting period beginning on or after)
IAS 1 - Presentation of Financial Statements (Revised)	January 1, 2009
IAS 23 - Borrowing Cost (Revised)	January 1, 2009
IAS 27 - Consolidated and separate Financial Statements (Revised)	January 1, 2009
IFRS 3 - Business Combination (Revised)	January 1, 2009
IFRS 7 - Financial Instruments : Disclosure	July 1, 2008
IFRS 8 - Operating segments	January 1, 2009
IFRIC 12 - Service Concession Arrangements	January 1, 2009
IFRIC 14 - The Limit on Defined Benefit Assets, Minimum Funding Requirements and their Interactions	January 1, 2008

3.3 Accounting Convention

These financial statements have been prepared under the "historical cost convention" except for free hold land, building on free hold land, plant and machinery, quarry equipments and motor vehicles which are stated at revalued amounts and measurement of certain financial instruments at fair value and recognition of certain employee retirement benefits at present value.

The preparation of financial statements in conformity with approved accounting standards, as applicable in Pakistan, requires the management to make the judgment, estimates and assumptions that affect the application of policies and the reported amounts of assets, liabilities, income and expenses.

The estimates and associated assumptions are based on historical experience and various other factors that are believed to be reasonable under the circumstances, the results of which form the as is of making judgments about the carrying values of assets and liabilities that are not readily apparent from other sources. Actual results may differ from these estimates.

The estimates and underlying assumptions are reviewed on an ongoing basis. Revisions to accounting estimates are recognized in the period in which the estimate is revised if the revision affects only that period, or in the period of the revision and future periods if the revision affects both current and future periods.

Judgments made by management in the application of approved accounting standards, as applicable in Pakistan, that have significant effect on the financial statements and estimates with a significant risk of material judgment in the next year are discussed in Note No.33 to these financial statements.

3.4 Staff retirement benefits (Defined Benefit Plan)

The company operates an approved defined gratuity fund for all of its permanent employees who attain the minimum qualification period for entitlement to gratuity. Contributions to the fund are made based on actuarial recommendations. The most recent actuarial valuation was carried out as at June 30, 2006 using the Projected Unit Credit Method. For details refer to Note No 15.2.

3.5 Taxation

Current:

Provision for current taxation is based on taxable income at the current rates of taxation or based on turnover at the specified rates whichever is higher, after taking into account tax credits and rebates available and effect of tax on income falling under Final Tax Regime.

Deferred:

Deferred income tax is provided using the liability method for all temporary differences at the balance sheet date between tax bases of assets and liabilities and their carrying amounts for financial reporting purposes.

Deferred income tax asset is recognized for all deductible temporary differences and carry forward of unused tax losses, if any, to the extent that it is probable that taxable profit will be available against which such temporary differences and tax losses can be utilized.

Deferred income tax assets and liabilities are measured at the rate that are expected to apply to the period when the asset is realized or the liability is settled, based on tax rates that have been enacted or substantively enacted at the balance sheet date. In this regard, the effects on deferred taxation of the portion of income expected to be subject to final tax regime is adjusted in accordance with the requirement of Accounting Technical Release - 27 of the Institute of Chartered Accountants of Pakistan, if considered material.

3.6 Property, Plant and Equipment Owned

Fixed assets are stated at cost including exchange differences arising on acquisition or revalued amounts less accumulated depreciation and impairment losses if any except for freehold land and capital work-in-progress which are stated at revalued amount and cost respectively. Depreciation on plant and machinery and quarry equipment is charged on the basis of unit of production method. Depreciation on other assets is charged on straight line method at the rates stated in note 4.

Depreciation on additions is charged from the month the assets is put to use while depreciation on disposals is charged up to the month of disposals.

The surplus on revaluation of fixed assets is reversed to the extent of incremental depreciation and is transferred to accumulated loss.

Gains and losses on sale of fixed assets are included in income currently, except that is related to surplus on revaluation of fixed assets (net of deferred taxation), is transferred directly to accumulated loss.

Maintenance and normal repairs are charged to income as and when incurred. Major renewals and improvements are capitalized.

Leased

These are stated at lower of present value of minimum lease payments under the lease agreements and the fair value of the assets acquired on lease. The outstanding obligations under the lease less finance charges allocated to future periods are shown as liability. Financial charges are calculated at the interest rate implicit in the lease and are charged to the profit and loss account. Depreciation is charged to income applying the same basis as for owned assets.

Capital work in progress:

Capital work in progress is stated at cost including where relevant, related financial costs less impairment losses, if any. These costs are transferred to fixed assets as and when assets are available for use.

3.7 Intangible assets

Intangible assets are stated at cost less accumulated amortization and impairment losses, if any. Intangible assets are amortized on a straight line basis over their estimated useful lives.

3.8 Impairment

The carrying amount of assets is reviewed at each balance sheet date to determine whether there is any indication of impairment. If any such indication exists, the recoverable amount of such asset is estimated. Impairment loss is recognized in Profit and Loss account whenever carrying amount of an asset exceeds its recoverable amount.

3.9 Financial Instruments

The particular recognition methods adopted by the company are disclosed in the individual policy statement associated with each item of financial instruments.

Financial assets

Financial assets are initially recognized at their cost which is the fair value of the consideration given for them at the time when the Company becomes a party to the contractual provisions of the instruments and subsequent to initial recognition, financial assets are carried at fair value except any financial asset whose fair value can not be reliably measured.

A 'regular way' purchase or sale of financial asset is recognized using trade date accounting.

Financial liabilities

All financial liabilities are initially recognized at cost which is the fair value of consideration received at the time when the Company becomes a party to the contractual provisions of the instruments. After initial recognition, financial liabilities are carried at fair value, amortized cost or original cost as the case may be.

Off-setting financial instruments

Financial assets and financial liabilities are offset and the net amount is reported in the financial statements when the Company has a legally enforceable right to set off the recognized amounts or intend either to settle on net basis or to realize the assets and settle the liabilities simultaneously.

De- recognition

Financial assets are de-recognized when the Company loses control of the contractual rights that comprise the Financial liabilities are de-recognized when they are extinguished; that is, when the obligation specified in the contract is discharged, cancelled or expires.

Recognition of gains / (losses)

Gains or losses, if any, on realization or settlement/ subsequent measurement and de recognition of financial assets and liabilities are included in net profit and loss in the period in which it arises.

Impairment/ un-collectibility of financial assets

An assessment is made at each balance sheet date to determine whether there is an evidence that the financial asset or the group of financial assets may be impaired. If such evidence exists, the estimated recoverable amount of the assets is determined and impairment loss is recognized for the difference between the recoverable amount and the carrying amount.

3.10 Investments**In Associates**

These represents investments in shares of companies that are directly or indirectly controlled by, or are under common control of DCIL or in which a substantive interest in the voting power is owned, directly or indirectly by the directors of DCIL.

Investment in subsidiary company is stated at cost less any impairment in the value of investment.

Investment in associate is accounted for using the equity method whereby investment is carried in the balance sheet at cost as adjusted by the post-acquisition changes in the company's share of net assets of the associate less any impairment in the value of investment.

3.11 Stores, spares and loose tools

These are valued at moving average cost. Items in transit and in bonded warehouse are valued at cost comprising invoice value plus other charges paid thereon up to the date of balance sheet.

3.12 Stock-in-trade

Stock of raw materials, except for those in transit work-in-process and finished goods are value principally at the lower of average cost and net realisable value. Stock of packing material is valued principally at moving average cost. Cost of work in process and finished goods comprises cost of direc materials, labour and appropriate manufacturing overheads.

Material in transit are stated at cost comprising invoice value plus other charges paid thereon.

Net realizable value signifies the estimated selling price in the ordinary course of business less cost of completion and cost necessary to be incurred in order to make the sale.

3.13 Trade debts

Trade debts are carried at original invoice amount less an estimate made for doubtful receivable balances. Bad Debts are written off when identified.

3.14 Trade and other payables

Liabilities for trade and other payables are carried at cost which is the value of the consideration to be paid in future for goods and services.

3.15 Borrowing costs

Borrowing costs are charged to profit and loss account in the year when they are incurred, except to the extent that they are directly attributable to the construction of a qualifying assets in which case they are capitalized as part of the cost of that assets.

3.16 Foreign currency transactions

Transactions in foreign currencies are translated into rupees at the rates of exchange ruling on the date of transaction. Assets and liabilities in foreign currencies are translated at the rates of exchange ruling on the balance sheet date. Exchange differences are included in income currently, except for exchange differences arising on acquisition of fixed assets which are included in the cost of fixed assets for which no practical means of hedging are present.

3.17 Revenue recognition

Sales are recorded on dispatch of goods to customers.

Dividend income is accounted for when the right to receive the dividend is established.

Return on term deposit and saving accounts is accounted for on an accrual basis.

3.18 Provisions

Provisions are recognized when the company has a present obligation as a result of past event, which it is probable will result in an outflow of economic benefits and a reliable estimate can be made of the amount of the obligation.

3.19 Transactions with related parties

Transactions with related parties are based on the policy that all transactions between the Company and the related parties are carried out at arm's length. These prices are determined in accordance with the methods prescribed in the Companies Ordinance, 1984.

3.20 Cash and cash equivalents

Cash and Cash Equivalents are carried in the balance sheet at cost. For the purpose of cash flow statement, cash and cash equivalents comprise cash-in-hand, bonds, current and deposit accounts with banks / financial institutions net of running finance under mark-up arrangement, if any.

3.21 Functional and presentation currency

These financial statements are presented in Pakistani Rupees which is the company's functional currency. All financial information is stated in Pak Rupees.

		2015		2014								
		(Rupees in thousand)										
4 PROPERTY, PLANT AND EQUIPMENT		Note										
Tangible fixed assets		4.1	3,330,000	3,338,750								
Capital work-in-progress			10,640	10,640								
			<u>3,340,640</u>	<u>3,349,390</u>								
4.1 Tangible fixed assets												
PARTICULAR	COST					RATE	DEPRECIATION					W.D.V
	1/7/2014	ADDITION	DELETION	REVALUATION	30/6/2015		1/7/2014	ADJUSTMENT	REVALUATION	FOR THE YEAR	30/6/2015	
Free hold Land	350,000	-	-	-	350,000	-	-	-	-	-	-	350,000
Building on free hold Land	335,000	-	-	-	335,000	2.50%	33,500	-	-	8,375	41,875	293,125
Road & Pavement	15,000	-	-	-	15,000	2.50%	750	-	-	375	1,125	13,875
Plant & Machinery	2,673,000	-	-	-	2,673,000	1%	-	-	-	-	-	2,673,000
Furnitures & Fixtures	10,020	-	-	-	10,020	10%	10,020	-	-	-	10,020	-
Other Equipments	49,504	-	-	-	49,504	10%	49,504	-	-	-	49,504	-
Motor Vehicle	39,117	-	-	-	39,117	20%	39,117	-	-	-	39,117	-
	3,471,641	-	-	-	3,471,641		132,891	-	-	8,750	141,641	3,330,000
Lease Vehicle	6,835	-	-	-	6,835	20%	6,835	-	-	-	6,835	-
2015	3,478,476	-	-	-	3,478,476		139,726	-	-	8,750	148,476	3,330,000
2014	3,478,476	-	-	-	3,478,476		130,976	-	-	8,750	139,726	3,338,750

4.1.1 Depreciation for the year has been allocated as:

		2015		2014	
		(Rupees in '000')			
		Note			
Cost of sales		25	-	-	
Mining and other related cost		25	-	-	
Administrative expenses		27	8,750	8,750	
			<u>8,750</u>	<u>8,750</u>	

4.1.2 The above balance represents the value of operating property, plant and equipment subsequent to revaluation carried out by independent valuers, as referred to in note 11, which has resulted in surplus and addition thereafter at cost.

Had there been no revaluation, the net book value of specific classes of Property, Plant and Equipment as at June 30, 2015 would have been as follows:

		2015		2014	
		(Rupees in thousand)			
Freehold lands		3,198	3,198		
Factory building		76,719	78,686		
Plant & Machinery		825,418	825,418		
Vehicles		2,772	2,772		
		<u>908,107</u>	<u>910,074</u>		

4.1.3 All the fixed assets of the company have been hypothecated and /or mortgaged with the lender of long term finances

4.2 CAPITAL WORK-IN-PROGRESS

	Civil work & gas pipe lines	Machinery	Total
	-	Rupees '000	+
Cost as at June 30, 2014	9,120	1,520	10,640
Incurred during the year	-	-	-
Cost as at June 30, 2015	<u>9,120</u>	<u>1,520</u>	<u>10,640</u>

5 LONG-TERM INVESTMENTS

2015
(Rupees in thousand)

Investments in related parties-

i. At cost (Unquoted)

Dadabhoy Energy Supply Company

Cost at July, 01

205,000

205,000

Purchase of right shares at par

-

-

Cost at June, 30

205,000

205,000

ii. Equity method (Quoted)

Dadabhoy Sack Limited

Investment at July 01

2,420

2,420

Share of (loss)/ profit

-

-

Share of incremental depreciation

-

-

Adjustment

-

-

2,420

2,420

207,420

207,420

Summarised financial information of an associate

Total assets

53,422

56,056

Total Liabilities

14,791

14,526

Revenue

-

-

Net (loss) /profit for the year

(2,899)

(3,108)

Dadabhoy Energy Supply Company Limited (DESCL) has been treated a subsidiary company as more than 50% of its shares are held by DCIL and its directors thus providing substantial interest in the voting power in DESCL.

- 5.1** The company has pledged 4,500,000 Ordinary shares of Rs. 10 each of DESCL with a financial institution as a security against the financial assistance extended by the financial institution to Dadabhoy Energy Supply Company Limited.
- 5.2** Dadabhoy Sack Limited has been presumed to be an associated company as the directors of the company are also members of the board of directors of Dadabhoy Sack Ltd. and also, material transactions are undertaken between the companies. The reporting date of Dadabhoy Sack Limited is also the same as of the company that is, year ended June 30, 2015

		2015	2014
6	STORES, SPARES AND LOOSE TOOLS	Note	(Rupees in thousand)
	Stores, spares and loose tools	6.1	23,535
	Written off slow moving spares in hand		(28,500)
			<u>23,535</u>
			<u>23,535</u>

6.1 It was not practicable to bifurcate and distinguish separately stores, spares and loose tools.

7 LOANS AND ADVANCES

Loans to employees - considered good

Executives	-	-
	-	-
Prepayments	40	40
Advance income tax	7,585	7,585
Advance to suppliers		
Advance to local suppliers	-	-
Advance to subsidiary company		
Dadabhoy Energy Supply Co Limited	-	-
	-	-
	<u>7,625</u>	<u>7,625</u>

8 OTHER RECEIVABLES

Sale Tax	-	-
Others	-	-
	-	-
Provision for doubtful receivable	-	-
	<u>-</u>	<u>-</u>

9 CASH AND BANK BALANCES

Current account	10	58
Savings accounts	3	3
Dividend accounts	-	-
Collection accounts-Current	2	2
Cash in Hand	11	11
	26	74
	<u>26</u>	<u>74</u>

ISSUED, SUBSCRIBED AND PAID UP CAPITAL

10 (Number of shares)

2015	2014		
Ordinary shares of Rs. 10 each			
98,236,624	98,236,624	Fully paid up in cash	982,366
<u>98,236,624</u>	<u>98,236,624</u>		<u>982,366</u>

		2015	2014
		(Rupees in thousand)	
11	SURPLUS ON REVALUATION OF FIXED ASSETS		
	Balance at beginning of year	1,455,539	1,459,399
	Revaluation for the year	11.1	-
		1,455,539	1,459,399
	Released to the extent of incremental depreciation for the year-		
	Incremental depreciation	(5,939)	(5,939)
	Related deferred tax liability	1,960	2,079
	Net released to accumulated losses	(3,979)	(3,860)
	Balance at end of year	1,451,560	1,455,539

11.1 The revaluation of land, building and plant & machinery was carried out by M/S Zafer Iqbal & Company, Surveyors and valuers on the basis of depreciable replacement values, vide report dated 17-09-2009

12 LONG TERM FINANCING - secured

Loan from banking company-			
Long-term loan	12.1	600,000	600,000
		600,000	600,000

12.1 Long term Loan

Balance as at 01 July	600,000	600,000
Balance as at June 30	600,000	600,000

12.1.1 Security

The loan is secured by way of legal mortgage on the immovable properties of the company. Pledge of sponsor director's shares, equitable mortgage on mining leases of the company, pledge and hypothecation of machinery, and all the movable properties, including book debts and receivables of the company, ranking pari passu with other creditors and with charges already existing and personal guarantees of sponsoring directors.

12.1.2 During the year, the company continued its negotiations with the bank for full and final settlement on softer terms. Finally it was principally agreed between the company and the bank that on payment of Rs 600.00 million by the company in lump sum, the entire liability would stand discharged. It was further agreed that the terms and conditions of the understanding between the parties for the settlement of the entire liability cannot be reduced in black and white due to legal binding. However as soon as the payment of Rs 600.0 million is made by the company to the bank the whole process shall be recorded in the form of settlement agreement for further action. In the meantime the company has also requested the bank for reshuffling the loan of Rs:600.0 million.

12.1.3 During the year 2008, having negotiated with the bank the company was successful to get reduced the long term loan by Rs.125,898 and consortium loan by Rs. 12,413 aggregated to Rs.138,311, transferred to deferred income (note:16-Trade and Other Payable).

12.1.4 Further to the above note, the management has informed us that the above amount of decree has been lapsed/ time barred, hence this liability stands Nil.

	Note	2015 (Rupees in thousand)	2014
13 LONG TERM MORAHABA			
Balance at beginning of the year		392	392
Repaid during the year		-	-
		<u>392</u>	<u>392</u>
Less: Current maturity		-	-
		<u>392</u>	<u>392</u>

**14 LIABILITIES AGAINST ASSETS SUBJECT TO
FINANCE LEASE**

Opening balance	2,024	2,024
Paid during the year	-	-
	<u>2,024</u>	<u>2,024</u>
Less: Current maturity	-	-
	<u>2,024</u>	<u>2,024</u>

14.1 These represent finance lease entered into with leasing companies for motor vehicles. Rates of finance charges ranges from 8.60% to 12.3% (2014: 8.60% to 12.3%) per annum and are used as discounting factors. The lease terms are of 3 to 5 years.

14.2 The company intends to exercise the option to purchase the leased assets upon completion of lease periods.

14.3 Liabilities are secured against demand promissory notes and security deposits.

	Note	2015 (Rupees in thousand)	2014
15 DEFERRED LIABILITIES			
Deferred tax	15.1	773,137	773,137
Staff retirement benefits - gratuity fund	15.2	<u>1,980</u>	<u>1,980</u>
		<u>775,117</u>	<u>775,117</u>

15.1 This comprise the tax effects of the following temporary differences:

Credit balances arising in respect of:

- accelerated tax depreciation allowances	1,088,316	1,088,316
	<u>1,088,316</u>	<u>1,088,316</u>

Deferred tax asset

- unused tax losses	(313,641)	(313,641)
- lease liability	(708)	(708)
- morahaba liability	(137)	(137)
- Current portion of morahaba and lease liabilities	(693)	(693)
	<u>(315,179)</u>	<u>(315,179)</u>
	<u>773,137</u>	<u>773,137</u>

Movement for the year

Balance at 01 July	773,137	773,137
Charge to income for the year	-	-
Balance at 30 June	<u>773,137</u>	<u>773,137</u>

	Note	2015 (Rupees in thousand)	2014
15.2 Staff retirement benefits - gratuity fund			
Movement in asset / (liability)			
Balance as at July 1,		1,980	1,980
Contributions made		-	-
Liability as at June 30,		<u>1,980</u>	<u>1,980</u>
Balance sheet reconciliation as at June 30			
Present value of obligations		438	438
Unrecognised actuarial gain		<u>1,542</u>	<u>1,542</u>
		<u>1,980</u>	<u>1,980</u>
16 TRADE AND OTHER PAYABLE			
Trade creditors			
Local creditors		8,134	8,134
From associated companies			
Dadabhoy Hydrocarbon Limited		<u>30,897</u>	<u>30,897</u>
Dadabhoy Sack Limited		<u>20,842</u>	<u>20,842</u>
		<u>51,739</u>	<u>51,739</u>
		59,873	59,873
Due to Related Parties-Unsecured			
Leo (Pvt) Limited		<u>5,282</u>	<u>5,282</u>
Due to directors		<u>178,729</u>	<u>165,056</u>
		184,011	170,338
Accrued liabilities		6,712	6,908
Advance from customers		22,555	22,555
Unclaimed dividend		566	566
Deferred income		138,311	138,311
Other liabilities			
Sales tax		<u>1,508</u>	<u>1,508</u>
Workers' profit participation fund	16.1	<u>2,484</u>	<u>2,484</u>
Excise duty payable		<u>138,713</u>	<u>138,713</u>
Special excise duty payable		<u>362</u>	<u>362</u>
Tax deducted at source		<u>15,089</u>	<u>15,089</u>
Others		<u>110</u>	<u>110</u>
		<u>158,266</u>	<u>158,266</u>
		<u>570,294</u>	<u>556,817</u>
16.1 Workers' Profit Participation Fund			
Balance at 01, July		<u>2,484</u>	<u>2,484</u>
Balance at 30, June		<u>2,484</u>	<u>2,484</u>

	Note	2015 (Rupees in thousand)	2014
17	SHORT TERM BORROWING-Secured		
Packing credit from a bank		<u>25,000</u>	<u>25,000</u>
The above facility was obtained from a bank on a mark-up basis at the rate of 6 month KIBOR + 3 (minimum 14%).			
The facility is secured by a Hypothecation of stock of cement to the extent of 34.0 million and equitable mortgage of factory land building and machinery of an associate company and personal guarantees of all directors.			
18	PROVISION FOR TAXATION		
As at 01, July		10,157	10,157
Adjusted against advance tax exports		<u>(5,854)</u>	<u>(5,854)</u>
		<u>4,303</u>	<u>4,303</u>
19	CONTINGENCY AND COMMITMENT	-	-
20	SALES - NET		
Local sales		<u>-</u>	<u>-</u>
		-	-
Less: Sales tax		<u>-</u>	<u>-</u>
Excise duty		<u>-</u>	<u>-</u>
		<u>-</u>	<u>-</u>
		<u>-</u>	<u>-</u>

		2015	2014
		(Rupees in thousand)	
21 COST OF SALES	Note		
Opening stock			
Raw material		-	-
Packing Material		-	-
		-	-
Purchases		-	-
		-	-
Closing stock			
Raw material		-	-
Packing Material		-	-
		-	-
Raw and packing material consumed		-	-
Mining and other related costs		-	-
Stores and spares consumed		-	-
Fuel and power		-	-
Salaries, wages and other benefits		-	-
Contract labour		-	-
Rent, rates and taxes		-	-
Security and protection		-	-
Inspection & testing		-	-
Fees and subscription		-	-
Repairs and maintenance		-	-
Depreciation/amortization	4.1.1	-	-
Traveling and conveyance		-	-
Insurance		-	-
Telephone and telex		-	-
Vehicle running expenses		-	-
Printing and stationery		-	-
Entertainment		-	-
Cleaning		-	-
Others		-	-
Manufacturing costs incurred during the year		-	-
Work-in-process			
Opening		-	-
Closing		-	-
		-	-
Cost of goods manufactured		-	-
Finished goods			
Opening		-	-
Closing		-	-
		-	-
		-	-
		-	-

		2015	2014
		(Rupees in thousand)	
22 DISTRIBUTION COSTS	Note		
Salaries and other benefits		-	-
Traveling and conveyance		-	-
Entertainment		-	-
Printing and stationery		-	-
Advertisement and publicity		-	-
Freight and cartage		-	-
Vehicle running expenses		-	-
Sales promotion		-	-
Telephone & telex		-	-
Others		-	-
		-	-
		-	-

		2015	2014
23 ADMINISTRATIVE EXPENSES	Note	(Rupees in thousand)	
Salaries, wages and other benefits		2,035	3,951
Traveling and conveyance		5	120
Rent, rates and taxes		1,261	2,577
Printing and stationery		18	45
Entertainment		51	62
Utilities		417	580
Telephone and telex		109	123
Postage and telegram		7	33
Repairs and maintenance		192	408
Security and protection		2,620	2,236
Legal and professional		5,125	1,022
Depreciation/amortization		8,750	8,750
Fees and subscription		264	57
Others		658	774
Fuel and power		467	392
Vehicle running expenses		-	27
Advertisement		93	75
Stock damages written off		-	28,500
Advance, deposits & other receivable written off		-	19,171
		<u>22,072</u>	<u>68,903</u>
24 OTHER EXPENSES			
Auditors' remuneration	24.1	200	225
		<u>200</u>	<u>225</u>
24.1 Auditors' remuneration			
Audit fee		200	200
Half yearly review		-	25
		<u>200</u>	<u>225</u>
25 OTHER INCOME			
Other		-	2,116
		<u>-</u>	<u>2,116</u>
26 SHARE OF (LOSS)/ PROFIT OF ASSOCIATE			
Share of net (loss)/ profit for the year		-	-
		<u>-</u>	<u>-</u>
27 FINANCE COST			
Interest on finance lease liability		-	-
Bank charges		3	4
		<u>3</u>	<u>4</u>
28 INCOME TAX			
Current			
Deferred	15.1	-	-
		<u>-</u>	<u>-</u>
29 (LOSS)/ EARNINGS PER SHARE - BASIC AND DILUTED			
(Loss)/ profit after taxation		<u>(22,275)</u>	<u>(67,016)</u>
Weighted average number of outstanding ordinary shares		<u>98,236,624</u>	<u>98,236,624</u>
(Loss)/ earning per share - Basic		<u>(0.23)</u>	<u>(0.68)</u>

There was no dilutive effect on earnings per share.

30 REMUNERATION OF CHIEF EXECUTIVE, DIRECTORS AND EXECUTIVES

The aggregate amounts charged for the year are as follows :

	Chief Executive		Directors		Executives	
	2015	2014	2015	2014	2015	2014
	←————— Rupees '000 —————→					
Managerial remuneration	-	-	-	-	-	-
Conveyance and utilities	-	-	-	-	-	-
Medical expenses	-	-	-	-	-	-
	<u>-</u>	<u>-</u>	<u>-</u>	<u>-</u>	<u>-</u>	<u>-</u>
Numbers of person(s)	1	1	6	6	4	4

- 30.1** Working Directors and certain Executives are also provided with free use of Company's owned and maintained cars. They are also entitled for leave fare assistance, free medical cover for self and family and other benefits as per company's rules.

	2015	2014
	M. Tonnes	
31 CAPACITY - Cement all kind		
Installed capacity	<u>598,000</u>	<u>598,000</u>
Production	<u>-</u>	<u>-</u>
	<u>0%</u>	<u>0%</u>

32 TRANSACTIONS WITH RELATED PARTIES

	(Rupees.'000')					
	Subsidiary company		Associated company		Other related parties	
	2015	2014	2015	2014	2015	2014
Purchase of electricity	-	-	-	-	-	-
Purchase of goods	-	-	-	-	-	-
Payment against purchases	-	-	-	-	-	-
Payments on behalf	-	-	-	-	-	-
Investment in share capital	-	-	-	-	-	-
Issue right shares	-	-	-	-	-	-
Funds received	-	-	-	-	-	-

- 32.1** The transactions with associated and subsidiary companies are made at arm's length value under normal commercial terms and conditions.

- 32.2** There are no transactions with key management personnel other than under the term of employment.

- 32.3** Outstanding balances with related parties as at year end have been included in their respective notes to the financial statements.

33 FINANCIAL INSTRUMENTS AND RELATED DISCLOSURES

Interest / mark-up rate risk arises from the possibility that changes in interest / mark-up rates will affect the value of financial instruments. In respect of income earning financial assets and interest / mark-up bearing financial liabilities, the following table indicate their effective interest / mark-up rates at the balance sheet date.

Description	Rate of markup	2015						
		Interest / Mark-up bearing			Non Interest / Mark-up bearing			Total
		Maturity up to one	Maturity after one	Sub Total	Maturity up to one	Maturity after one	Sub Total	
Financial Assets								
Long-term investments		-	-	-	-	207,420	207,420	207,420
Long term deposits		-	-	-	-	1,930	1,930	1,930
Loans and advances		-	-	-	-	-	-	-
Bank balances	4.75%	13	-	13	13	-	13	26
		13	-	13	13	209,350	209,363	209,376
Financial Liabilities								
	6 month							
Long-term finance	KIBOR +		600,000	600,000	-	-	-	600,000
	2.5% 11%	-						
Long-term morahaba		-	392	392	-	-	-	392
Liabilities against assets								
subject to finance lease	8.60% to		2,024	2,024	-	-	-	2,024
	12.30%	-			-	-	-	
Long-term deposits		-	-	-	-	-	-	-
Trade and other payables		-	-	-	570,294	-	570,294	570,294
	6 month							
	KIBOR +							
Short term borrowing	3%	25,000		25,000	-	-		25,000
	(minimum							
	14%)		-				-	
		25,000	602,416	627,416	570,294	-	570,294	1,197,710
Balance sheet gap		(24,987)	(602,416)	(627,403)	(570,281)	209,350	(360,931)	(988,334)

Description	Rate of markup	2014						
		Interest / Mark-up bearing			Non Interest / Mark-up bearing			Total
		Maturity up to one	Maturity after one	Sub Total	Maturity up to one	Maturity after one	Sub Total	
Financial Assets								
Long-term investments		-	-	-	-	207,420	207,420	207,420
Long term deposits		-	-	-	-	1,930	1,930	1,930
Loans and advances		-	-	-	-	-	-	-
Bank balances	4.75%	61	-	61	13	-	13	74
		61	-	61	13	209,350	209,363	209,424
Financial Liabilities								
	6 month							
Long-term finance	KIBOR +		600,000	600,000	-	-	-	600,000
	2.5% 11%	-			-	-	-	
Long-term morahaba		-	392	392	-	-	-	392
Liabilities against assets								
subject to finance lease	8.60% to		2,024	2,024	-	-	-	2,024
	12.30%	-			-	-	-	
Long-term deposits		-	-	-	-	-	-	-
Trade and other payables		-	-	-	556,817	-	556,817	556,817
	6 month							
	KIBOR +							
Short term borrowing	3%	25,000		25,000	-	-		25,000
	(minimum							
	14%)		-				-	
		25,000	602,416	627,416	556,817	-	556,817	1,184,233
Balance sheet gap		(24,939)	(602,416)	(627,355)	(556,804)	209,350	(347,454)	(974,809)

33.1 Financial risk management objectives

The company finances its operations through equity, borrowings and management of working capital with a view to maintaining a reasonable mix between the various sources of finance to minimize risk. Taken as a whole, risk arising from the company's financial instruments is limited as there is no significant exposure to market risk in respect of such instruments.

33.1.1 Credit risk

Credit risk represents the accounting loss that would be recognized at the reporting date if the counter party fails completely to perform as contracted without taking into account the fair value of any collateral. To manage exposure of credit risk, the company applies credit limits to its customers and ensures that sale of products are made to customer with appropriate credit history.

Concentration of credit risk arise when a number of counter parties are engaged in similar business activities or have similar economic features that would cause their ability to meet contractual obligations to be similarly affected by changes in economics, political and other conditions. Concentration or credit risk indicate the relative sensivity of the company's performance to developments affecting a particular industry.

All the financial assets of the company are exposed to credit risk. The company believes that it is not exposed to major concentration of credit risk. The company seeks to minimize the credit risk exposure through having exposure only to customers considered credit worthy, obtaining securities where applicable and make provision against those balances considered doubtful of recovery.

33.1.2 Interest rate risk management

Interest rate risk is the risk that the value of a financial instrument will fluctuate due to changes in market interest rates. Significant interest rate risk exposures are primarily managed by a mix of borrowings at fixed and variable interest rates and contracting floor and cap of interest rates as referred to in note 17.

33.1.3 Currency risk

Currency risk is the risk that the value of a financial instrument will fluctuate due to changes in foreign exchange rates. Currency risk arises mainly where receivables and payables exist due to transactions with foreign buyers and suppliers. The company, where considered necessary, uses forward contracts and foreign currency options against payables exposed to foreign currency risks.

33.1.4 Liquidity risk

Liquidity risk reflects an enterprise's inability in raising funds to meet commitments. The company follows an effective cash management and planning policy to ensure availability of funds and to take appropriate measures for new requirements.

33.2 Fair value of financial assets and liabilities

The carrying value of financial assets and liabilities reflected in the financial statements approximates their fair values. Fair value is determined on the basis of objective evidence at each reporting date.

33.3 Capital risk management

The primary objective of the Company's capital management is to maintain healthy capital ratio, strong credit rating and optimal capital structures in order to ensure ample availability of finance for existing and potential investment projects, to maximise shareholder value and reduce the cost of capital.

The company manages its capital structure and make adjustment to it, in light of changes in economic conditions. In order to maintain or adjust the capital structure, the Company may adjust the amount of dividends paid to shareholders, return the capital to shareholders or issue new shares. No changes were made in the objectives, policy or processes during the year ended June 30, 2014.

The company monitors capital using a gearing ratio, which is net debt dividend by total capital plus net debt. Net debt is calculated as total loans and borrowings including any finance cost thereon, trade and other payables less cash and bank balances. Capital signifies equity as shown in the balance sheet plus net debts.

During the year, the company's strategy was to minimize leveraged gearing. The gearing ratios as at June 30, 2014 and 2013 were as follows:

	2015	2014
	(Rupees in thousand)	
Long term financing	600,000	600,000
Trade and other payables	570,294	556,817
Long term Morahaba	392	392
Liabilities against assets subject to finance lease	2,024	2,024
Short term borrowing-Packing facility	25,000	25,000
Total debt	1,197,710	1,184,233
Cash and bank balances	26	74
Net debt	1,197,684	1,184,159
Share capital	982,366	982,366
Reserves	(829,880)	(811,584)

Equity	<u>152,486</u>	<u>170,782</u>
Capital	<u>1,350,170</u>	<u>1,354,941</u>
Gearing Ratio	88.7%	87.4%

The company finances its expansion projects through equity, borrowing and management of its working capital with a view to maintain an appropriate mix between various sources of finance to minimize risk. A significant decline in the gearing ratio during 2008 resulted primarily from the issue of right shares (note 8) with a view to finance the company's long term investment strategy for sustaining competitive advantage.

34 ACCOUNTING ESTIMATES AND JUDGMENTS

34.1 Staff Retirement Benefits

Certain actuarial assumptions have been adopted as disclosed in Note 15.2 to the financial statement for valuation of present value of defined obligations and fair value of plan assets any changes in these assumptions in future years might effect gains and and losses in those years.

34.2 Property, Plant and Equipment

The company's management estimates useful life and related depreciation charge for its plant and equipment. The company reviews the value of the assets for possible impairment on an annual basis. Any change in the estimates in future years might affect the carrying amount of the respective items of the property, plant and equipment with a corresponding effect on the depreciation charged and impairment.

34.3 Income Taxes

In making the estimates for income taxes currently payable by the company, the management considers the current income tax laws and the decisions of appellate authorities on certain issues in the past.

35 DATE OF AUTHORIZATION FOR ISSUE


These financial statements have been authorized for issue by the Board of Directors in the meeting held on _____ 2015.

36 GENERAL

Figures have been rounded off to the nearest thousand of rupees unless stated otherwise.

37 CORRESPONDING FIGURES

Corresponding figures have been re-arranged, wherever necessary, for the purposes of comparison.


CHIEF EXECUTIVE


DIRECTOR

**INFORMATION AS REQUIRED UNDER CODE OF CORPORATE GOVERNANCE
AS ON 30-06-15**

Catagories of Shareholders	No. of Shareholders	Shares Held
----------------------------	---------------------	-------------

DIRECTORS

Mr. Mohammad Hussain Dadabhoy	1	1,568
Mr. Mohammad Amin Dadabhoy	1	1,042,092
Mr. Fazal Karim Dadabhoy	1	938,349
Mrs. Yasmeen Dadabhoy	1	244,314
Mrs. Noor Bakht Dadabhoy	1	1,568
Mr. Danish Dadabhoy	1	1,232
Mrs. Humaira Dadabhoy	1	1,568
Individuals	4,730	15,573,427
Others	66	6,122,582
Investment Companies	1	116,250
Insurance Companies	5	104,200
Joint Stock Companies	2	71,069,815
Banks, DFIS, NBFIS Etc.	12	5,242,850
Foreign Companies	4	7,500

CATEGORIES OF SHARE HOLDERS

Catagories of Shareholders	No. of Shareholders	Shares Held	Percentage %
Individuals	4,730	15,573,427	15.85
Others	66	6,122,582	6.23
Investment Companies	1	116,250	0.12
Investment Corp of Pakistan			
Insurance Companies	5	104,200	0.11
Joint Stock Companies	2	71,069,815	72.35
Financial Institutions/Banks/DFI	12	5,242,850	5.33
Foreign Companies	4	7,500	0.01
MIDLAND BANK TRUST CORP. (JERSEY) LTD.			
THE NORTHERN TRUST COMPANY			
CHEM BANK NOMINES LTD.			
STATE STREET BANK & TRUST CO. U.S.A.			
	4,820	98,236,624	100.00

DADABHOY CEMENT INDUSTRIES LIMITED
CONSOLIDATED FINANCIAL STATEMENTS

FOR THE YEAR ENDED
JUNE 30, 2015

MA

M. AKHTAR & COMPANY

Chartered Accountants

Suite # 87 - K, Ground Floor, Block - 2

Pakistan Employees Co-Operative

Housing Society, Karachi - 75400

Tell # 021-34539081

Cell# 0331-2239081

M. AKHTAR & CO.
CHARTERED ACCOUNTANTS

Suite # 87 – K, Ground Floor,
Block – 2, P.E.C.H.S.
Cell # 0331- 2239081, 021– 34539081
Karachi – 75400 (PAKISTAN)

AUDITOR'S REPORT TO THE MEMBERS

We have audited the annexed consolidated financial statements comprising consolidated balance sheet of **DADABHOY CEMENT INDUSTRIES LIMITED (the holding company)** and its subsidiary as at June 30, 2015 and the related consolidated profit and loss account, consolidated cash flow statement and consolidated statement of changes in equity together with the notes forming part thereof for the year then ended. We have also expressed our separate opinion on the financial statements of Dadabhoy Cement Industries Limited and its subsidiary company, and state that we have obtained all the information and explanations which to the best of our knowledge and belief were necessary for the purposes of our audit.

It is the responsibility of the company's management to establish and maintain a system of internal control, and prepare and present the above said statements in conformity with the approved accounting standards and the requirements of the Companies Ordinance, 1984. Our responsibility is to express an opinion on these statements based on our audit.

We conducted our audit in accordance with the auditing standards as applicable in Pakistan. These standards require that we plan and perform the audit to obtain reasonable assurance about whether the above said statements are free of any material misstatement. An audit includes examining, on a test basis, evidence supporting the amounts and disclosures in the above said statements. An audit also includes assessing the accounting policies and significant estimates made by management, as well as, evaluating the overall presentation of the above said statements. We believe that our audit provides a reasonable basis for our opinion and, after due verification, we report that:

1. The production had been stopped since August 2008 owing to non-availability of working capital. These financial statements have been prepared on going concern based on management proposal state in note # 2.
2. Except for the matters discussed in Para 1 above, in our opinion the consolidated financial statements examined by us present fairly the financial position of Dadabhoy Cement Industries Limited and its subsidiary company as at June 30, 2015 and the results of their operations for the year then ended; and


M. AKHTAR & COMPANY
CHARTERED ACCOUNTANTS
Karachi 11 SEP 2015

DADABHOY CEMENT INDUSTRIES LIMITED
CONSOLIDATED BALANCE SHEET
AS AT JUNE 30, 2015

ASSETS

Non-Current Assets

Property, plant and equipment
Goodwill
Long term investments
Long term loans and advances
Long term deposits

Note	2015 (Rupees in thousand)	2014
5	4,069,824	4,079,791
	-	-
6	2,420	2,420
7	-	-
	1,933	1,933
	4,074,177	4,084,144

Current Assets

Stores, spares parts and loose tools
Stock-in-trade
Loans and advances
Other receivables
Cash & Bank balances

8	23,535	23,535
9	-	-
10	7,625	7,625
11	275	275
12	30	78
	31,465	31,513

Total Assets

4,105,642	4,115,657
-----------	-----------

EQUITY AND LIABILITIES

Authorised Capital
150,000,000 (June 30, 2009: 150,000,000) Ordinary shares of Rs. 10/- each

1,500,000	1,500,000
-----------	-----------

Issued, subscribed and paid up capital
Capital reserve
Accumulated losses

13	982,366	982,366
	33,224	33,224
	(767,327)	(747,726)
	248,263	267,864

Non controlling interest

59,477	59,546
307,740	327,410

Surplus on revaluation of fixed assets

14	1,531,293	1,535,272
----	-----------	-----------

Non Current Liabilities

Long term financing
Long term morahaba
Liabilities against assets subject to finance lease
Deferred liabilities

15	740,704	740,704
16	392	392
17	2,024	2,024
18	846,633	846,633
	1,589,753	1,589,753

Current Liabilities

Creditors, accrued and other liabilities
Short term running finance
Current portion of long term borrowings
Provision for taxation

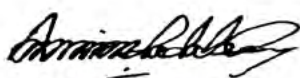
19	595,711	582,077
20	25,000	25,000
21	51,842	51,842
22	4,303	4,303
	676,856	663,222

Contingency and Commitment

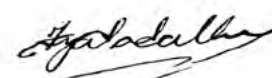
Total Equity and liabilities

4,105,642	4,115,657
-----------	-----------

The annexed notes from 1 to 40 form an integral part of these financial statements.



CHIEF EXECUTIVE



DIRECTOR

DADABHOY CEMENT INDUSTRIES LIMITED
CONSOLIDATED PROFIT AND LOSS ACCOUNT
FOR THE YEAR ENDED JUNE 30, 2015

		2015 (Rupees in thousand)	2014
	Note		
Sales	24	-	-
Cost of sales	25	-	-
Gross loss		-	-
Distribution cost	26	-	-
Administrative and general expenses	27	(23,396)	(72,021)
Other Expenses	28	(250)	(275)
		<u>(23,646)</u>	<u>(72,296)</u>
Other income	29	-	2,717
Share of loss from associate	30	-	-
		<u>-</u>	<u>2,717</u>
Amortization of goodwill			(1,513)
Financial cost	31	(3)	(4)
Profit /(loss) for the year before taxation		<u>(23,649)</u>	<u>(71,096)</u>
Taxation	32	-	-
Net profit / (loss) after taxation		<u>(23,649)</u>	<u>(71,096)</u>
Earning / (loss) per share - Basic and diluted (Rupees)	33	<u>(0.24)</u>	<u>(0.72)</u>
(Loss) attributable to			
Parent		(23,580)	(70,968)
Non controlling interest - 5%		(69)	(128)
		<u>(23,649)</u>	<u>(71,096)</u>

The annexed notes from 1 to 40 form an integral part of these financial statements.



CHIEF EXECUTIVE



DIRECTOR

DADABHOY CEMENT INDUSTRIES LIMITED
CONSOLIDATED CASH FLOW STATEMENT
FOR THE YEAR ENDED JUNE 30, 2015

	2015	2014
	(Rupees in thousand)	
Cash flows from operating activities		
Loss before taxation	(23,649)	(71,096)
Adjustments:		
Depreciation	9,967	10,022
Loss on proceeds of Quarry equipment	-	-
Financial charges	3	4
Amortization of goodwill	-	1,513
Stocks damaged written off	-	28,500
Advances, deposits & other receivables written off	-	20,906
Operating cash flows before working capital changes	(13,679)	(10,151)
(Increase) / decrease in current assets		
Loans and advances	-	-
Other receivables	-	-
Increase / (decrease) in current liabilities		
Loan from director	13,756	11,992
Trade and other payable	(122)	(1,790)
Cash generated from operations	(45)	51
Taxes paid	-	-
Gratuity paid	-	-
Financial charges paid	(3)	(4)
	(48)	47
Cash flows from investing activities		
Proceeds from sales of fixed assets	-	-
Net cash used in investing activities	-	-
Cash flows from financing activities		
Payments of long term morahaba	-	-
Payments lease finance installments	-	-
Net cash outflow from financing activities	-	-
Net increase/ (decrease) in cash and cash equivalents	(48)	47
Cash and cash equivalents at beginning of the year	78	31
Cash and cash equivalents at end of the year	30	78

The annexed notes from 1 to 40 form an integral part of these financial statements.



CHIEF EXECUTIVE



DIRECTOR

DADABHOY CEMENT INDUSTRIES LIMITED
CONSOLIDATED STATEMENT OF CHANGES IN EQUITY
FOR THE YEAR ENDED JUNE 30, 2015

	Share Capital	Capital Reserve	Accumulated losses	Total
	(Rupees in thousand)			
Balance at Jul 01, 2013	982,366	33,224	(680,780)	334,810
Transferred from surplus on revaluation of fixed assets on account of incremental depreciation	-	-	4,022	4,022
Prior year adjustment			-	-
Loss after taxation for the year 2014	-	-	(70,968)	(70,968)
Total loss recognised for the year	-	-	(66,946)	(66,946)
Balance at June 30, 2014	982,366	33,224	(747,726)	267,864
Balance at July 1, 2014	982,366	33,224	(747,726)	267,864
Transferred from surplus on revaluation of fixed assets on account of incremental depreciation	-	-	3,979	3,979
Prior year adjustment			-	-
Loss after taxation for the year 2015	-	-	(23,580)	(23,580)
Total loss recognised for the year	-	-	(19,601)	(19,601)
Balance at June 30, 2015	982,366	33,224	(767,327)	248,263



CHIEF EXECUTIVE



DIRECTOR

DADABHOY CEMENT INDUSTRIES LIMITED
CONSOLIDATED NOTES TO THE ACCOUNTS
FOR THE YEAR ENDED JUNE 30, 2015

1 STATUS AND NATURE OF BUSINESS

Dadabhoy Cement Industries Limited was incorporated on 09 August 1979 as a public limited company with its Registered Office situated at Noor Centre Office No.4, 2nd Floor Plot No. 30-C Ittehad Lane No.12 phase VII D.O.H.A., Karachi., and is listed on all the Stock Exchange.

2 GOING CONCERN BASIS

The directors have taken several positive steps to restart the production , this includes positive on going negotiation with the lender of long term finances (see note 15.2.3) and arrangement with other banks for financing.The negotiations with its bankers to secure an amount necessary to cover its working capital and repair and maintenance requirements for the commencement of un-interrupted operations in future.

3 BASIS OF CONSOLIDATION

The Consolidated Financial Statement conclude the financial statement of Dadabhoy Cement Industries Limited and its Subsidiary Dadabhoy Energy Supply Company Limited. The Financial Statements of the parent and the subsidiary companies are prepared up to the date of year end.

All inter-company balances, transactions and resulting unrealized profits, if any, are eliminated .

Minority interest is calculated on the basis of their proportionate share 27.74 % in the net assets of the subsidiary company.

4 SIGNIFICANT ACCOUNTING POLICIES

4.1 Statement of compliance

These Financial Statements have been prepared in accordance with the approved accounting standards as applicable in Pakistan, the requirements of the Companies Ordinance, 1984 and the directives issued by the Securities and Exchange Commission of Pakistan

4.2 Accounting standards, amendments and interpretations effective in 2009

Amendments to IAS 1 Presentations of Financial Statements - Capital Disclosures is mandatory for the company's accounting periods beginning on or after January 1, 2007. It introduces new disclosures relating to Company's objectives, policies and processes for managing capital.

The other new standards, amendments and interpretations are considered neither relevant nor to have any significant effect to the company's financial statements.

Following amendments to approve accounting standards and interpretations have been published that are mandatory for the company's accounting periods beginning on the dates mentioned below:

Standard or Interpretation	Effective date (accounting period beginning on or after)
IAS 1 - Presentation of Financial Statements (Revised)	January 1, 2009
IAS 23 - Borrowing Cost (Revised)	January 1, 2009
IAS 27 - Consolidated and separate Financial Statements (Revised)	January 1, 2009
IFRS 3 - Business Combination (Revised)	January 1, 2009
IFRS 7 - Financial Instruments : Disclosure	July 1, 2008
IFRS 8 - Operating segments	January 1, 2009
IFRIC 12 - Service Concession Arrangements	January 1, 2009
IFRIC 14 - The Limit on Defined Benefit Assets, Minimum Funding Requirements and their Interactions	January 1, 2008

4.3 Accounting Convention

These financial statements have been prepared under the "historical cost convention" except for free hold land, building on free hold land, plant and machinery, quarry equipments and motor vehicles which are stated at revalued amounts and measurement of certain financial instruments at fair value and recognition of certain employee retirement benefit at present value.

The preparation of financial statements in conformity with approved accounting standards, as applicable in Pakistan, requires the management to make the judgment, estimates and assumptions that affect the application of policies and the reported amounts of assets, liabilities, income and expenses.

The estimates and associated assumptions are based on historical experience and various other factors that are believed to be reasonable under the circumstances, the results of which form the as is of making judgments about the carrying values of assets and liabilities that are not readily apparent from other sources actual results may differ from these estimates.

The estimates and underlying assumptions are reviewed on an ongoing basis. Revisions to accounting estimates are recognized in the period in which the estimate is revised if the revision affects only that period, or in the period of the revision and future periods if the revision effects both current and future periods.

judgments made by management in the application of approved accounting standards, as applicable in Pakistan, that have significant effect on the financial statements and estimates with a significant risk of material judgment in the next year are discussed in note no. 37 to these financial statement.

4.4 Staff retirement benefits (Defined Benefit Plan)

The company operates an approved defined gratuity fund for all of its permanent employees who attain the minimum qualification period for entitlement to gratuity. Contributions to the fund are made based on actuarial recommendations. The most recent actuarial valuation was carried out as at Jun 30, 2006, using the Projected Unit Credit Method.

4.5 Taxation

Current:

Provision for current taxation is based on taxable income at the current rates of taxation or based on turnover at the specified rates whichever is higher, after taking into account tax credits and rebates available and effect of tax on income falling under Final Tax Regime.

Deferred:

Deferred income tax is provided using the liability method for all temporary differences at the balance sheet date between tax bases of assets and liabilities and their carrying amounts for financial reporting purposes.

Deferred income tax asset is recognized for all deductible temporary differences and carry forward of unused tax losses, if any, to the extent that it is probable that taxable profit will be available against which such temporary differences and tax losses can be utilized.

Deferred income tax assets and liabilities are measured at the rate that are expected to apply to the period when the asset is realized or the liability is settled, based on tax rates that have been enacted or substantively enacted at the balance sheet date. In this regard, the effect on deferred taxation of the portion of income excepted to be subjected to Final Tax Regime is adjusted in accordance with the requirement of accounting technical relize-27 of the ICAP, if considered material.

4.6 Property, Plant and Equipment

Owned

Fixed assets are stated at cost including exchange differences arising on acquisition or revalued amounts less accumulated depreciation and impairment losses if any except for freehold land and capital work-in-progress which are stated at revalued amount and cost respectively depreciation on plant and machinery and quarry equipment is charge on the basis of unit production method depreciation on other assets is charged on straight line method at the rates stated in note 5.

Depreciation on additions is charged from the month the assets is put to use while depreciation on disposals is charged up to the month of disposals.

The surplus on revaluation of fixed assets is reversed to the extent of incremental depreciation and is transferred to accumulated loss.

Gains and losses on sale of fixed assets are included in income currently ,except that is related to surplus on revaluation of fixed assets (net of deferred taxation), is transferred directly to accumulated loss.

Maintenance and normal repairs are charged to income as and when incurred. Major renewals and improvements are capitalized.

Leased

These are stated at lower of present value of minimum lease payments under the lease agreements and the fair value of the assets acquired on lease. The outstanding obligations under the lease less finance charges allocated to future periods are shown as liability financial charges are calculated at the tax rate implicit in the lease and are charged to the profit and loss account. Depreciation is charged to income applying the same basis as for owned assets.

Capital work in progress:

Capital work in progress is stated at cost including where relevant, related financial costs less impairment losses, if any. These costs are transferred to fixed assets as and when assets are available for use.

4.7 Intangible assets

Intangible assets are stated at cost less accumulated amortization and impairment losses, if any. Intangible assets are amortized on a straight line basis over their estimated useful lives.

4.8 Amortization of good will

Goodwill is amortized on a straight line basis over five years.

4.9 Impairment

The carrying amount of assets is reviewed at each balance sheet date to determine whether there is any indication of impairment. If any such indication exists, the recoverable amount of such asset is estimated. Impairment loss is recognized in Profit and loss account when ever carrying amount of an assets accessed its recoverable amount.

4.10 Financial Instruments

The particular recognition methods adopted by the company are disclosed in the individual policy statement associated with each item of financial instruments.

Financial assets

Financial assets are initially recognized at their cost which is the fair value of the consideration given for them at the time when the Company becomes a party to the contractual provisions of the instruments and subsequent to initial recognition, financial liability are carried at fair value, amortized cost or original cost as the case may be.

A 'regular way' purchase or sale of financial asset is recognized using trade date accounting.

Financial liabilities

All financial liabilities are initially recognized at cost which is the fair value of consideration received at the time when the Company becomes a party to the contractual provisions of the instruments. After initial recognition, financial liabilities are carried at fair value amortized cost or original cost as the case may be.

Off-setting financial instruments

Financial assets and financial liabilities are offset and the net amount is reported in the financial statements when the Company has a legally enforceable right to set off the recognized amounts or intend either to settle on net basis or to realize the assets and settled the liabilities simultaneously.

De- recognition

Financial assets are de-recognized when the Company loses control of the contractual rights that comprise the Financial liabilities are de-recognized when they are extinguished; that is, when the obligation specified in the contract is discharged, canceled and the carrying amount.

Recognition of gains / (losses)

Gains or losses, if any, on realization or settlement/ subsequent measurement and de recognition of financial assets and liabilities are included in net profit and loss in the period in which it arises.

Impairment/ un-collectibility of financial assets

An assessment is made at each balance sheet date to determine whether there is an evidence that the financial asset or the group of financial assets may be impaired. If such evidence exists, the estimated recoverable amount of the assets.

4.11 Investments**In Associates**

These represents investments in shares of companies that are directly or indirectly controlled by, or are under common control of DCIL or in which a substantive interest in the voting power is owned, directly or indirectly by the directors of DCIL.

Investment in associate is accounted for using the equity method whereby investment is carried in the balance sheet at cost as adjusted by the post-acquisition changes in the company's share of net assets of the associate less any impairment in the value of investment.

4.12 Stores, spares and loose tools

These are valued at moving average cost. Items in transit and in bonded warehouse are valued at cost comprising invoice value plus other charges paid thereon up to the date of balance sheet.

4.13 Stock-in-trade

Stock of raw materials, except for those in transit work-in-process and finished goods are value principally at the lower of average cost and net realizable value. Stock of packing material is valued principally at moving average cost. Cost of work in process and finished goods comprises cost of direct materials, labour and appropriate manufacturing overheads.

Material in transit are stated at cost comprising invoice value plus other charges paid thereon.

Net realizable value signifies the estimated selling price in the ordinary course of business less cost of completion and cost necessary to be incurred in order to make the sale.

4.14 Trade debts

Trade debts are carried at original invoice amount less an estimate made for doubtful receivable balances. Bad Debts are written off when identified.

4.15 Trade and other payables

Liabilities for trade and other payables are carried at cost which is the value of the consideration to be paid in future for goods and services.

4.16 Borrowing costs

Borrowing costs are charged to profit and loss account in the year when they are incurred, except to the extent that they are directly attributable to the construction of a qualifying assets in which case they are capitalized as part of the cost of that assets.

4.17 Foreign currency transactions

Transactions in foreign currencies are translated into rupees at the rates of exchange ruling on the date of transaction. Assets and liabilities in foreign currencies are translated at the rates of exchange ruling on the balance sheet date. Exchange differences are included in income currently, except for exchange differences arising on acquisition of fixed assets which are included in the cost of fixed assets for which no practical means of hedging are present.

4.18 Revenue recognition

Sales are recorded on dispatch of goods to customers.

Dividend income is accounted for when the right to receive the dividend is established.

Return on term deposit and saving accounts is accounted for on an accrual basis.

4.19 Provisions

Provisions are recognized when the company has a present obligation as a result of past event, which it is probable will result in an outflow of economic benefits and a reliable estimate can be made of the amount of the obligation.

4.20 Transactions with related parties

Transactions with related parties are based on the policy that all transactions between the Company and the related parties are carried out at arm's length. These prices are determined in accordance with the methods prescribed in the Companies Ordinance, 1984.

4.21 Cash and cash equivalents

Cash and Cash Equivalents are carried in the balance sheet at cost. For the purpose of cash flow statement, cash and cash equivalents comprise cash-in-hand, bonds, current and deposit accounts with banks / financial institutions net of running finance under mark-up arrangement, if any.

4.22 Functional and presentation currency

These financial statements are presented in Pakistani Rupees which is the company's functional currency. All financial information is stated in Pak Rupees.

	Note	2015 (Rupees in '000')	2014
5 PROPERTY, PLANT AND EQUIPMENT			
Tangible fixed assets	5.1	4,059,184	4,069,151
Capital work-in-progress	5.2	10,640	10,640
		<u>4,069,824</u>	<u>4,079,791</u>

5.1 Tangible fixed assets

	ASSETS OWNED BY THE COMPANY											LEASED ASSETS	Total
	Freehold land	Building on Freehold land	Roads and Pavement	Plant and Machinery	Query Equipment	Generators	Electrical Installation	Furniture and fixture	Other equipment	Computer and accessories	Motor Vehicle	Vehicles	
Year ended June 30, 2013													
Opening net book value	352,200	356,941	14,625	2,673,000	-	687,352	2,010	731	185	34	-	1,580	4,088,657
Surplus on revaluation	-	-	-	-	-	-	-	-	-	-	-	-	-
Disposals / transfers													
Cost	-	-	-	-	-	-	-	-	-	-	-	-	-
Accumulated depreciation	-	-	-	-	-	-	-	-	-	-	-	-	-
Depreciation for the year	-	9,382	-	-	-	-	-	73	19	11	-	-	9,485
Closing net book value	352,200	347,559	14,625	2,673,000	-	687,352	2,010	658	166	23	-	1,580	4,079,173
Year ended June 30, 2014													
Opening net book value	352,200	347,559	14,625	2,673,000	-	687,352	2,010	658	166	23	-	1,580	4,079,172
Disposals / transfers		1,580										(1,580)	
Cost	-	-	-	-	-	-	-	-	-	-	-	-	-
Accumulated depreciation	-	-	-	-	-	-	-	-	-	-	-	-	-
Depreciation for the year	-	9,356	375	-	-	-	201	66	17	7	-	-	10,022
Closing net book value	352,200	339,783	14,250	2,673,000	-	687,352	1,809	592	149	16	-	1,580	4,070,731
Year ended June 30, 2015													
Opening net book value	352,200	339,783	14,250	2,673,000	-	687,352	1,809	592	149	16	-	-	4,069,150
Disposals / transfers		-											
Cost	-	-	-	-	-	-	-	-	-	-	-	-	-
Accumulated depreciation	-	-	-	-	-	-	-	-	-	-	-	-	-
Depreciation for the year	-	9,332	375	-	-	-	181	59	15	5	-	-	9,967
Closing net book value	352,200	330,451	13,875	2,673,000	-	687,352	1,628	533	134	11	-	-	4,059,184

5.1.1 Depreciation for the previous year has been allocated in the ratio of 85:8:7 as follows:

	Note	2015 (Rupees in thousand)	2014
Cost of sales	25	-	-
Mining and other related cost	25	-	-
Administrative expenses	27	9,967	10,022
		<u>9,967</u>	<u>10,022</u>

5.1.2 Had there been no revaluation, the net book value of specific classes of Property, Plant and Equipment as at June 30, 2010 would have been as follows:

	2015	2014
	(Rupees in thousand)	
Freehold lands	3,198	3,198
Factory building	76,719	78,686
Plant & Machinery	825,418	825,418
Vehicles	2,772	2,772
	908,107	910,074
5.1.3 All the fixed assets of the company have been hypothecated and /or mortgaged with the lender of long term finances		
5.2 CAPITAL WORK IN PROGRESS		
Civil Work & Gas Pipe Lines	9,120	9,120
Machinery	1,520	1,520
	10,640	10,640

6 LONG TERM INVESTMENTS - Investment in Associate

Investment as at July 01	2,420	2,420
Share of (loss)/Profit	-	-
	2,420	2,420

			2015	2014
			(Rupees in thousand)	
Summarised financial information of an associate				
Total assets			53,422	56,056
Total Liabilities			14,791	14,526
Revenue			-	-
Net (loss) /profit for the year			(2,899)	(3,108)

6.1	Name of related party	Place of incorporation	Proportion of ownership interest	Proportion of voting power	Principal activity
	i. Dadabhoy Sack Ltd.	Sindh, Pakistan	6.9%	6.9%	Manufacture of paper sacks for cement industry

- 6.2 Dadabhoy Sack Limited is an associated company as the directors of the company are also members of the board of directors of Dadabhoy Sack Ltd. and also, material transactions are undertaken between the companies. The reporting date of Dadabhoy Sack Limited is also the same as of the company that is, year ended June 30, 2015.

		2015	2014
		(Rupees in thousand)	
7	LONG TERM LOANS AND ADVANCES		
	Loans to Employees - considered good		
	Employees	-	-
<i>Less:</i>	Receivable within One year	-	-
		<u>-</u>	<u>-</u>
		<u><u>-</u></u>	<u><u>-</u></u>
7.1	Represents interest-free loans to executives and employees given for personal reasons and for house building. These are granted in accordance with the service rules and recoverable in monthly installments over a period ranging between 5 to 100 months and are secured against their retirement benefits.		

	2015	2014
	(Rupees in thousand)	
8 STORES,SPARES AND LOOSE TOOLS	23,535	52,035
Stores, spares and loose tools	-	(28,500)
Written off damages stock	<u>23,535</u>	<u>23,535</u>
9 STOCK-IN-TRADE		
Furnace Oil	-	-
	<u>-</u>	<u>-</u>
10 LOANS AND ADVANCES		
Loans to employees - considered good		
Employees	-	-
	<u>-</u>	<u>-</u>
Prepayments	40	40
Advance income tax	7,585	7,585
Advance to suppliers - Local	-	-
	<u>7,625</u>	<u>7,625</u>
	<u>7,625</u>	<u>7,625</u>
11 OTHER RECEIVABLES		
Excise duty	-	-
Others	275	275
	<u>275</u>	<u>275</u>
Provision for doubtful receivable	-	-
	<u>275</u>	<u>275</u>
12 CASH AND BANK		
Cash in Hand	11	11
Cash at Bank		
Current accounts	14	61
Savings accounts	3	4
Collection accounts-Current	2	2
	<u>19</u>	<u>67</u>
	<u>30</u>	<u>78</u>
12.1 The average mark-up rate on saving accounts was 4.75% (2014: 4.75%)		

		2015	2014
		(Rupees in thousand)	
13	ISSUED, SUBSCRIBED AND PAID-UP CAPITAL		
	Numbers		
	98,236,624 ordinary shares of Rs. 10/- each	982,366	982,366
	finally paid in cash.		
	<u>98,236,624</u>	<u>982,366</u>	<u>982,366</u>
14	SURPLUS ON REVALUATION OF FIXED ASSETS		
	Balance at beginning of year	1,535,272	1,539,294
	Revaluation for the year	-	-
		1,535,272	1,539,294
	Released to the extent of incremental depreciation for the year-		
	Incremental depreciation	3,979	4,022
	Related deferred tax liability	-	-
	Net released to accumulated losses	3,979	4,022
	Balance at end of year	<u>1,531,293</u>	<u>1,535,272</u>
15	LONG TERM FINANCING - secured		
	Loan from banking company-		
	National Bank of Pakistan	15.1 740,704	740,704
		<u>740,704</u>	<u>740,704</u>
15.1	National Bank of Pakistan -		
	Long-term loan	600,000	600,000
	Long-term loan - Subsidiary	15.3 140,704	140,704
		<u>740,704</u>	<u>740,704</u>

- 15.2.1** As per agreed repayment schedules in the compromise submitted to the court, total amount of respective loan inclusive of markup.

Particulars	Installment Amount	Repayment	period of repayment	Number of Installment	Rate of Interest
Long term	66,240	Quarterly	Jan 01,2006	29	6 months
Loan	30,000		-	1	KIBOR +
			Jan 01,2013.		2.5%

15.2.2 Security

The loan is secured by way of legal mortgage on the immovable properties of the company. Pledge of sponsor director's shares, equitable mortgage on mining leases of the company, pledge and hypothecation of machinery, and all the movable properties, including book debts and receivables of the company, ranking pari passu with other creditors and with charges already existing and personal guarantees of sponsoring directors.

- 15.2.3** During the year, the company continued its negotiations with the bank for full and final settlement on softer terms and has submitted various proposals for settlement of Loan The proposals are under consideration of the bank and management expects a favourable outcome from these negotiations.

	2015	2014
15.3 Long-term Loan - Subsidiary		
Balance as at July,01	140,704	140,704
Less: Payment during the year	-	-
Balance as at June,30	<u>140,704</u>	<u>140,704</u>

		2015	2014
		(Rupees in thousand)	
16	LONG TERM MORAHABA		
	Balance at beginning of the year	392	392
	Obtained during the year	-	-
	Adjustment	-	-
	Repaid during the year	-	-
		<u>392</u>	<u>392</u>
	Less: Current maturity	-	-
		<u>392</u>	<u>392</u>

The purchase prices are repayable by monthly equal installments over periods ranging from three to five years. Each installment contains a mark-up (difference between sale and purchase price) which is accounted for at the effective borrowing rate and charge to the income for the period. The average effective borrowing rate was 8.5% to 10% (2014: 8.5% to 10%). The finance is secured by hypothecation of the purchased motor vehicles and personal guarantees of the Company's Chief Executive.

**17 LIABILITIES AGAINST ASSETS SUBJECT TO
FINANCE LEASE**

	Opening balance	2,024	2,024
	Paid during the year	-	-
		<u>2,024</u>	<u>2,024</u>
	Less: Current maturity	-	-
		<u>2,024</u>	<u>2,024</u>

- 17.1** These represent finance lease entered into with leasing companies for motor vehicles. Rates of finance charges ranges from 8.60% to 12.3% (2014: 8.60% to 12.3%) per annum and are used as discounting factors. The lease terms are of 3 to 5 years.
- 17.2** The company intends to exercise the option to purchase the leased assets upon completion of lease periods.
- 17.3** Liabilities are secured against demand promissory notes and security deposits.

	Note	2015 (Rupees in '000')	2014
18 DEFERRED LIABILITIES			
Deferred tax	18.1	773,137	773,137
Staff retirement benefits - gratuity fund	18.2	1,980	1,980
Markup on Long Term Loan		71,516	71,516
		846,633	846,633
18.1 This comprise the tax effects of the following temporary differences: Credit balances arising in respect of:			
- accelerated tax depreciation allowances		1,088,316	1,088,316
		1,088,316	1,088,316
Deferred tax asset			
- provision for gratuity		(693)	(693)
- unused tax losses		(313,641)	(313,641)
- lease liability		(708)	(708)
- morahaba liability		(137)	(137)
- Current portion of morahaba and lease liabilities		-	-
		(315,179)	(315,179)
		773,137	773,137
Movement for the year			
Balance at 01 July		773,137	773,137
Charge to income for the year		-	-
Balance at 30 June		773,137	773,137
18.2 Staff retirement benefits - gratuity fund			
Movement in asset / (liability)			
Balance as at July 1,		1,980	1,980
Contributions made		-	-
Liability as at June 30,		1,980	1,980
Balance sheet reconciliation as at June 30			
Present value of obligations		437	437
Unrecognised actuarial gain		1,543	1,543
		1,980	1,980
Key actuarial assumptions used are as follows:			
Expected rate of return on investments (%)		9	9
Expected rate of increase in salaries (%)		10	10
Discount factor used (%)		10	10

19 CREDITORS, ACCRUED AND OTHER LIABILITIES		2015	2014
		(Rupees in '000')	
Trade creditors			
Local creditors		8,735	8,735
From associated companies			
Dadabhoy Hydrocarbon Limited		30,897	30,897
Dadabhoy Sack Limited		20,842	20,842
		51,739	51,739
		60,474	60,474
Due to Related Parties-Unsecured			
Leo (Pvt) Limited		5,282	5,282
Due to directors		191,692	177,936
		196,974	183,218
Accrued liabilities		11,665	11,787
Advance from customers		22,555	22,555
Unclaimed dividend		566	566
Deferred income	15.1	138,311	138,311
Other liabilities			
Royalty		-	-
Sales tax		1,508	1,508
Workers' profit participation fund	19.1	2,966	2,966
Gratuity payable		90	90
Excise duty payable		138,713	138,713
Special excise duty payable		440	440
Tax deducted at source		21,339	21,339
Others		110	110
		165,166	165,166
		595,711	582,077

The maximum aggregate amount due to related parties at the end of any month was Rs. 20.842 million (2014: Rs. 20.842) million.

		2015 (Rupees in '000')	2014
19.1 Workers' Profit Participation Fund	Note		
Balance at 01, July		<u>2,966</u>	<u>2,966</u>
Balance at 30, June		<u>2,966</u>	<u>2,966</u>
20 SHORT TERM BORROWING-Secured			
Packing credit from a bank		<u>25,000</u>	<u>25,000</u>
<p>The above facility was obtained from a a bank on a mark-up basis at the rate of 6 month KIBOR + 3 (minimum 14%).</p> <p>The facility is secured by a Hypothecation of stock of cement to the extent of 34.0 million and equitable mortgage of factory land building and machinery of an associate company and personal guarantees of all directors.</p>			
21 CURRENT PORTION OF LONG TERM BORROWINGS			
Current maturity and overdue of long term loan		<u>51,842</u>	<u>51,842</u>
		<u>51,842</u>	<u>51,842</u>
22 PROVISION FOR TAXATION			
As at 01, July		4,303	4,303
Adjusted against advance tax		-	-
		<u>4,303</u>	<u>4,303</u>
23 CONTINGENCY AND COMMITMENT			
Contingencies			
23.1	The Company paid an amount of Rs. 4.243 million against the final demand of Rs.5.016 million on account of excise duty on clinker used. Balance of Rs.0.773 million was not provided as the management is of the view to get it waived from the concerned authorities.		
24 SALES - NET			
Local sales		-	-
Export sales		-	-
		-	-
Less: Sales tax		-	-
Excise duty		-	-
		-	-
		<u>-</u>	<u>-</u>

		2015	2014
	Note	(Rupees in '000')	
25 COST OF SALES			
Opening stock			
Raw material		-	-
Packing Material		-	-
		-	-
Purchases		-	-
		-	-
Closing stock			
Raw material		-	-
Packing Material		-	-
		-	-
Raw and packing material consumed		-	-
Mining and other related costs		-	-
Stores and spares consumed		-	-
Fuel and power		-	-
Salaries, wages and other benefits		-	-
Contract labour		-	-
Rent, rates and taxes		-	-
Security and protection		-	-
Inspection & testing		-	-
Fees and subscription		-	-
Repairs and maintenance		-	-
Depreciation/amortization	4.1.3 & 5.1	-	-
Traveling and conveyance		-	-
Insurance		-	-
Telephone and telex		-	-
Vehicle running expenses		-	-
Printing and stationery		-	-
Entertainment		-	-
Cleaning		-	-
Others		-	-
Manufacturing costs incurred during the year		-	-
Work-in-process			
Opening		-	-
Closing		-	-
		-	-
Cost of goods manufactured		-	-
Finished goods			
Opening		-	-
Closing		-	-
		-	-
		-	-
		-	-

26	DISTRIBUTION COSTS	Note	2015	2014
			(Rupees in '000')	
	Salaries and other benefits		-	-
	Traveling and conveyance		-	-
	Entertainment		-	-
	Printing and stationery		-	-
	Advertisement and publicity		-	-
	Freight and cartage		-	-
	Vehicle running expenses		-	-
	Sales promotion		-	-
	Telephone & telex		-	-
	Others		-	-
			<u>-</u>	<u>-</u>
			<u>-</u>	<u>-</u>
27	ADMINISTRATIVE EXPENSES			
	Salaries, wages and other benefits		2,142	4,012
	Traveling and conveyance		5	120
	Rent, rates and taxes		1,261	2,577
	Printing and stationery		18	45
	Entertainment		51	62
	Utilities		417	580
	Telephone and telex		109	123
	Postage and telegram		7	33
	Repairs and maintenance		192	408
	Security and protection		2,620	2,236
	Legal and professional		5,125	1,072
	Depreciation/amortization	4.1.3 & 5.1	9,967	10,022
	Fees and subscription		264	57
	Others		658	774
	Fuel and power		467	392
	Vehicle running expenses		-	27
	Advertisement		93	75
	Stocks damaged written off		-	28,500
	Advances, deposits & other receivables written off		-	20,906
			<u>23,396</u>	<u>72,021</u>
			<u>23,396</u>	<u>72,021</u>

		2015	2014
	Note	(Rupees in '000')	
28 OTHER EXPENSES			
Auditors' remuneration	28.1	250	275
		<u>250</u>	<u>275</u>
28.1 Auditors' remuneration			
Audit fee		250	275
		<u>250</u>	<u>275</u>
28.2	None of the directors or their spouses have any interest in any donee's fund to which donations were made.		
29 OTHER INCOME			
Others		-	2,717
		<u>-</u>	<u>2,717</u>
30 SHARE OF (LOSS) OF ASSOCIATE			
Share of net loss for the year		-	-
		<u>-</u>	<u>-</u>
31 FINANCE COST			
Bank charges		3	4
		<u>3</u>	<u>4</u>
32 INCOME TAX			
Deferred		-	-
		<u>-</u>	<u>-</u>

33 (LOSS)/ EARNINGS PER SHARE - BASIC AND DILUTED

Profit / (loss) after taxation	(23,649)	(71,096)
Weighted average number of outstanding ordinary shares	98,237	98,237
(Loss)/ earning per share - Basic	(0.24)	(0.72)

There was no dilutive effect on earnings per share in 2015 and 2014.

34 REMUNERATION OF CHIEF EXECUTIVE, DIRECTORS AND EXECUTIVES

The aggregate amounts charged for the year are as follows :

	Chief Executive		Directors		Executives	
	2015	2014	2015	2014	2015	2014
	Rupees 000's					
Managerial remuneration	-	-	-	-	-	-
Conveyance and utilities	-	-	-	-	-	-
Medical expenses	-	-	-	-	-	-
	-	-	-	-	-	-
Number of persons	1	1	6	6	4	4

- 34.1** Working Directors and certain Executives are also provided with free use of Company's owned and maintained cars. They are also entitled for leave fare assistance, free medical cover for self and family and other benefits as per company's rules.

35 CAPACITY - Cement all kind

	2015	2014
	Metric tonnes	
Installed capacity	598,000	598,000
Production	-	-
	0%	0%

- 35.1** Due to frequent closure of plant for repair and raw material problem, the production during the year is nil.

36 TRANSACTIONS WITH RELATED PARTIES

Particulars	Subsidiary company		Associated company		Other related parties	
	2015	2014	2015	2014	2015	2014
	Rupees '000'					
Purchase of electricity	-	-	-	-	-	-
Purchase of goods	-	-	-	-	-	-
Payment against purchases	-	-	-	-	-	-
Payments on behalf	-	-	-	-	-	-
Investment in share capital	-	-	-	-	-	-
Issue right shares	-	-	-	-	-	-
Funds received	-	-	-	-	-	-

36.1 The transactions with associated and subsidiary companies are made at arm's length value under normal commercial terms and conditions.

36.2 There are no transactions with key management personnel other than under the term of employment.

36.3 Outstanding balances with related parties as at year end have been included in their respective notes to the financial statements.

37 FINANCIAL INSTRUMENTS AND RELATED DISCLOSURES

Interest / mark-up rate risk arises from the possibility that changes in interest / mark-up rates will affect the value of financial instruments. In respect of income earning financial assets and interest / mark-up bearing financial liabilities, the following table indicate their effective interest / mark-up rates at the balance sheet date.

	2015	2014
	(Rupees in '000')	
Financial instruments by category		
FINANCIAL ASSETS		
Long term investment	2,420	2,420
Long term deposits	1,933	1,933
Loans and advances	7,625	7,625
Cash and bank balances	30	78
	12,008	12,056
FINANCIAL LIABILITIES		
Long term financing	740,704	740,704
Long term morabaha	392	392
Liabilities against assets subject to finance lease	2,024	2,024
Trade and other payables	595,711	582,077
Short term borrowings	25,000	25,000
	1,363,831	1,350,197

37.1 Financial risk management objectives

The Company's activities expose it to a variety of financial risks: capital risk, credit risk, liquidity risk and market risk (including foreign exchange or currency risk, interest/mark-up rate risk and price risk). The Company's overall risk management programme focuses on the unpredictability of financial markets and seeks to minimize potential adverse effects on the financial performance. Overall, risks arising from the Company's financial assets and liabilities are limited. The Company consistently manages its exposure to financial risk without any material change from previous period in the manner described in notes below.

The Board of Directors has overall responsibility for the establishment and oversight of Company's risk management framework. All treasury related transactions are carried out within the parameters of these policies.

37.1.1 Credit risk

Credit risk is the risk of financial loss to the Company if a counterparty to a financial instrument fails to meet its contractual obligations. Due to the company's long standing business relationships with these counterparties and after giving due consideration to their strong financial standing, management does not expect non-performance by these counter parties on their obligations to the company. To manage exposure to credit risk, Company applies credit limits and deal with credit worthy parties. It makes full provision against those balances considered doubtful and by dealing with variety of major banks and financial institutions. The carrying amounts of financial assets against which the Company did not hold any collateral are represent the maximum credit exposure, as specified below:

Trade debts	-	-
Loans and advances	7,625	7,625
Other receivables	275	275
Bank balances	30	78

37.1.2 Impairment losses

The aging of trade debts at the reporting date was:

	2015		2014	
	Gross value	Impairment	Gross value	Impairment
	(Rupees '000)		(Rupees '000)	
Not past due		-		-
Past due 1-60 days		-	-	-
Past due 61 days to 1 year		-	-	-
More than 1 year	-	-	-	-
Total	-	-	-	-

The company believes that no impairment allowance is necessary in respect of trade debts past due other than amount provided. Trade debts are essentially due from credit worthy parities. The company is actively pursuing for recovery of debts and the company does not expect these parties to fail to meet their obligations.

Liquidity risk

Prudent liquidity risk management implies maintaining sufficient cash and the availability of funding through an adequate amount of committed credit facility. The Company finances its operations through equity, borrowings and working capital with a view to maintaining an appropriate mix between various sources of finance to minimize risk. Company treasury aims at maintaining flexibility in funding by keeping committed credit line available.

The following are the contractual maturities of financial liabilities, including estimated interest payments:

	Carrying value	Contractual cash flow	Upto one year	More than one year
		(Rupees '000)		
Long term financing	740,704			
Long term morabaha	392			
Finance lease	2,024			
Trade and other payables		-	-	-
Short term borrowings	25,000		-	-
June 2015	768,120	-	-	-
Long term financing	740,704			
Long term morabaha	392			
Finance lease	2,024			
Trade and other payables		-	-	
Short term borrowings	25,000			
June 2014	768,120	-	-	-

Contractual cash flows include interest related cash flows upto the year end. The future interest related cash flows depends on the interest rates applicable at that time and the extent of utilization of running finance facilities.

Market risk

Market risk means that the future cash flows of a financial instrument will fluctuate because of changes in market prices such as foreign exchange rates and interest rates. The objective is to manage and control market risk exposures within acceptable parameters, while optimizing the return. Company's market risk comprises of two types of risk: foreign exchange or currency risk and interest/mark up rate risk. The market risks associated with the Company's business activities are discussed as under:

Foreign exchange risk management

Foreign currency risk arises mainly where receivables and payables exist due to transactions entered into foreign currencies. The company is not exposed to foreign currency risk.

Interest/mark up rate risk

Interest/mark-up rate risk is the risk that value of a financial instrument or future cash flows of a financial instrument will fluctuate due to changes in the market interest/mark-up rates. Sensitivity to interest/mark up rate risk arises from mismatches of financial liabilities that mature or re-price in a given period. The Company manages these mismatches through risk management strategies where significant changes in gap position can be adjusted. The long-term financing and short term borrowing arrangements have variable rate pricing that is dependent on the Karachi Inter Bank Offer Rate (KIBOR) as indicated in respective notes. At the balance sheet date, the interest rate profile of the Company's significant interest bearing financial instruments was as follows:

	2015	2014	2015	2014
<u>Fixed rate instruments</u>	<u>Effective interest rate (%)</u>		<u>Carrying amount (in '000)</u>	
Finance lease	-	-		
	-	-	-	-
<u>Variable rate instruments</u>	-	-		
Long term financing	-	-		
Finance lease	-	-		
Short term borrowings	-	-		
			-	-
			-	-

Sensitivity analysis

The Company does not have any fixed rate liabilities at fair value through profit or loss, and any derivatives as hedging instruments recognized under fair value hedge accounting model. Therefore, a change in interest rate at reporting date would not effect fair value of any financial instrument.

Fair value of financial instruments

Fair value is an amount for which an asset could be exchanged or a liability settled between knowledgeable willing parties at arm's length transaction. Consequently, differences may arise between the carrying values and the fair value estimates.

Underlying the definition of fair value is the presumption that the company is a going concern without any intention or requirement to curtail materially the scale of its operations or to undertake a transaction on adverse terms.

Fair value of all financial assets and financial liabilities are estimated to approximate their respective carrying amount.

CAPITAL RISK MANAGEMENT

The company's objectives when managing capital are to safeguard the company's ability to continue as a going concern in order to provide returns for shareholders and benefits for other stakeholders and to maintain an optimal capital structure.

In order to maintain or adjust the capital structure, the company may adjust the amount of dividends

paid to shareholders, return capital to shareholders or issue new shares or sell assets to reduce debt.

Consistent with others in the industry, the company manages its capital risk by monitoring its debt levels and liquid assets and keeping in view future investment requirements and expectation of the shareholders. Debt is calculated as total borrowings ('long term financing' and 'short term borrowings' as shown in the balance sheet). Total capital comprises shareholders' equity and surplus on revaluation of fixed assets as shown in the balance sheet under 'share capital and reserves'.

There were no changes to the Company's approach to capital management during the year and the Company is not subject to externally imposed capital requirements.

38 ACCOUNTING ESTIMATES AND JUDGMENTS

38.1 Staff Retirement Benefits

Certain actuarial assumptions have been adopted as disclosed in Note 18.2 to the financial statement for valuation of present value of defined obligations and fair value of plan assets any changes in these assumptions in future years might effect gains and and losses in those years.

38.2 Property, Plant and Equipment

The company's management estimates useful life and related depreciation charge for its plant and equipment. The company reviews the value of the assets for possible impairment on an annual basis. Any change in the estimates in future years might affect the carrying amount of the respective items of the property, plant and equipment with a corresponding effect on the depreciation charged and impairment.

38.3 Classification of investments

The management has utilized its judgments in respect of classification of investment as disclosed in note 2.10 of the financial statements. Any change in such judgment might materially affect the accounting policy applied in respect of such investments.

38.4 Income Taxes

In making the estimates for income taxes currently payable by the company, the management considers the current income tax laws and the decisions of appellate authorities on certain issues in the past.

39 DATE OF AUTHORIZATION FOR ISSUE

These financial statements have been authorized for issue by the Board of Directors in the meeting held on _____ 2015.

40 GENERAL

- Figures have been rounded off to the nearest thousand of rupees unless stated otherwise.



CHIEF EXECUTIVE



DIRECTOR

DADABHOY CEMENT INDUSTRIES LIMITED

THIRTY FIVE ANNUAL GENERAL MEETING 2015

FORM OF PROXY

I / We _____

Of _____ being

A member of DADABHOY CEMENT INDUSTRIES LIMITED and holder of
_____ Ordinary Shares as per registered Folio No. _____ Hereby
appoint _____

Or failing him _____

Of _____

Vide Registered Folio No. _____

As my / our proxy to vote for me/us and on my/our behalf at the Twenty Seventh Annual
General Meeting of the Company to be held on 11th October 2015 and at any
adjournment thereof.

Signed my me/us this _____ day of _____ 2015

Signed by the Shareholders

Important :

This form of Proxy duly complete must be deposited at the Company's

Registered Office, Noor Centre Office No. 4, 2nd Floor, Plot No.30-C
Ittehad Lane 12 Phase VII, D.O.A.H., Karachi. Not later than 48 hours
before the time of holding the meeting.

A proxy should also be a shareholder of the Company.

Five Rupees
Revenue Stamps

For Office use

35 TH ANNUAL REPORT
